



ENKEL

ultra slim premium

Última actualización 14/10/2025

Sistema de Aberturas Batientes

MANUAL TÉCNICO

  AluwindSA

 Av. Japón 550 - Córdoba, Argentina

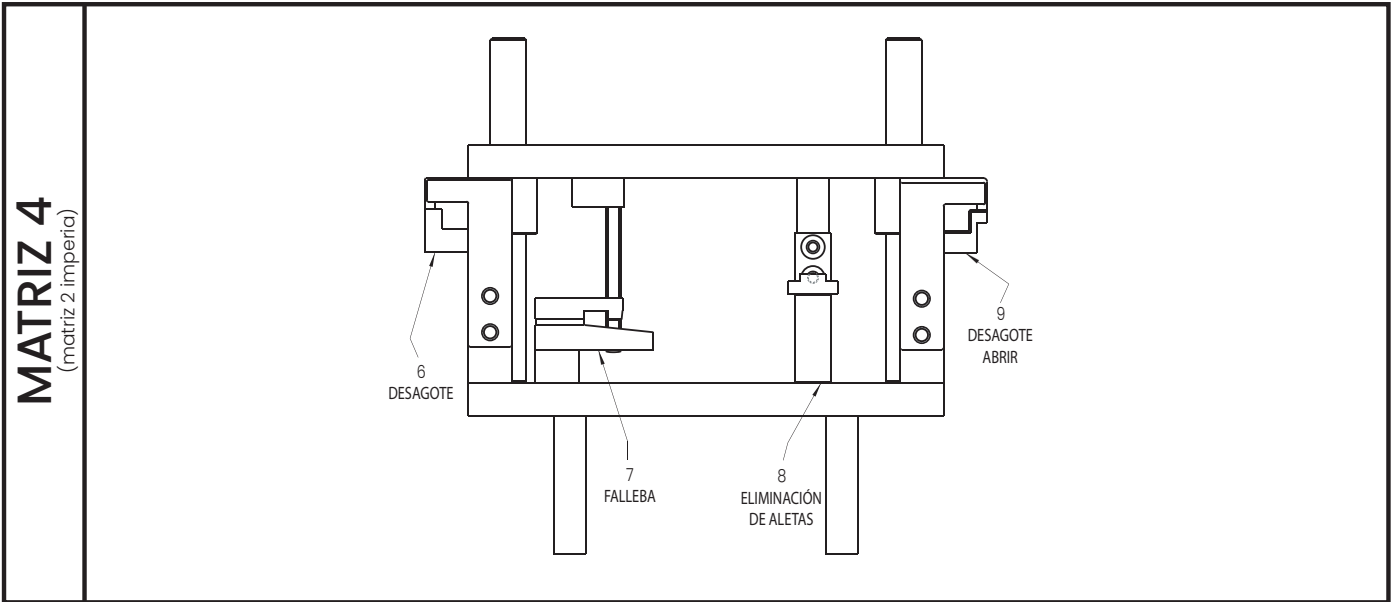
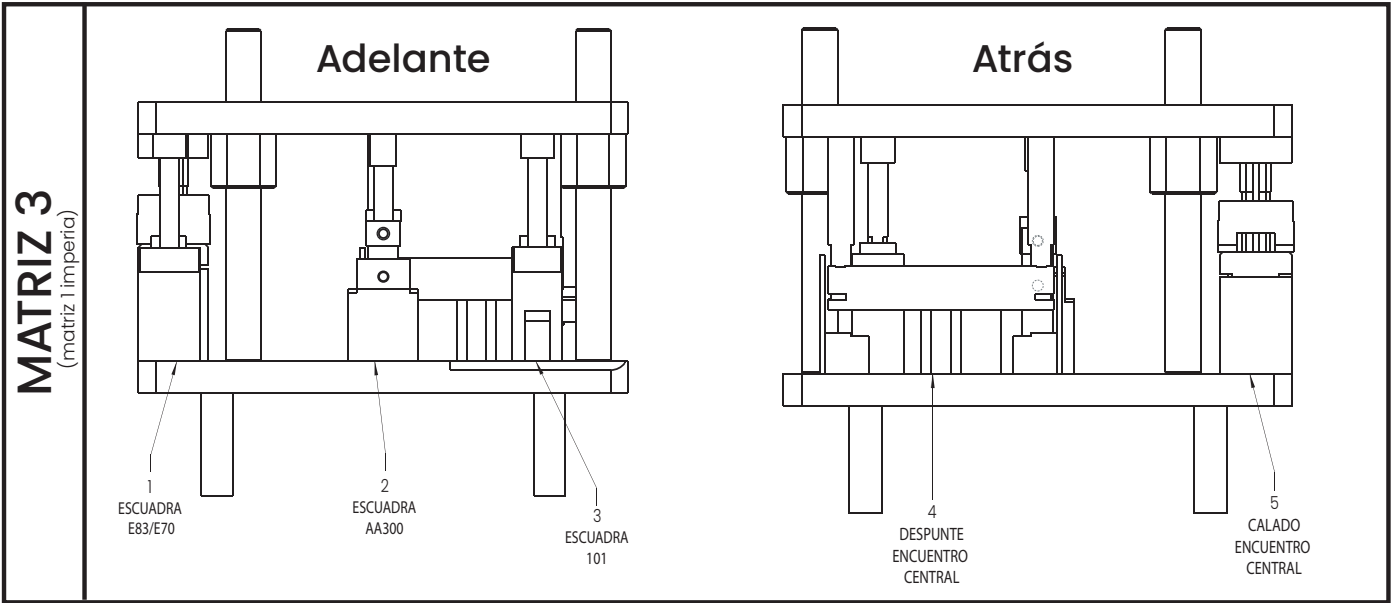
aluwind.com.ar

 **ALU
WIND**
Aluminio Extruido

DISEÑOS
EXCLUSIVOS

PUNZONADORAS ESPECIFICAS DISPONIBLES

Consultar disponibilidad en Aluwind



Management System
ISO 9001:2015
www.tuv.com
ID 9108624322

www.okindustrial.com.ar

VENTAS: Calle 148 (ex. Moreno) N° 1900 esq. Italia / CP: 1653 Villa Ballester / Pcia. Buenos Aires / Argentina
Lineas Rotativas: (0054-11) 4738-2500 / 4738-2999 / 4738-1700 / ventas@okindustrial.com.ar

Posibilidad de utilizar otras punzonadoras disponibles en el mercado. *
*Consultar Área Técnica Aluwind SA.

ENKEL

ultra slim premium



Hoja Oculta Ventana de rebatir Oscilobatiente Banderola

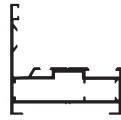

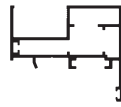







f @ AluwindSA

📍 Av. Japón 550 - Córdoba, Argentina

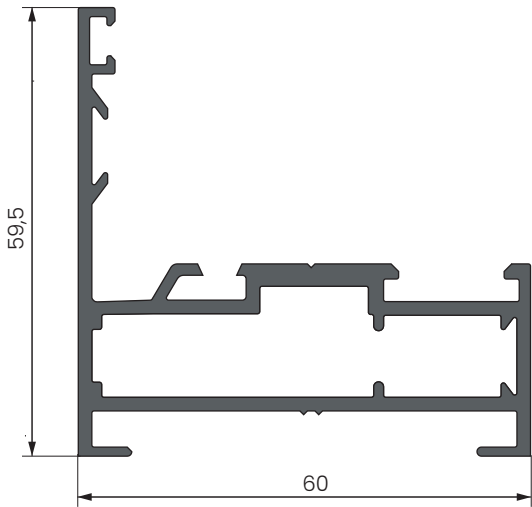
aluwind.com.ar

ALU WIND
Aluminio Extruido

DISEÑOS
EXCLUSIVOS

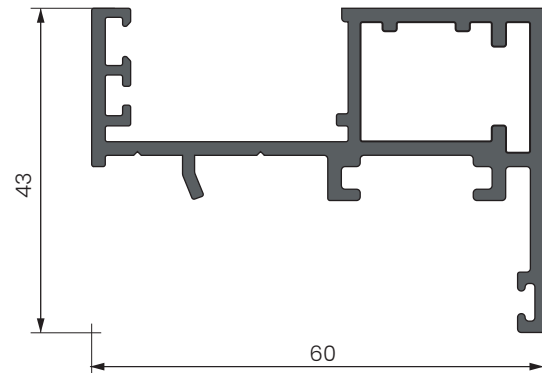
| CÓDIGO | DESCRIPCIÓN | PESO Kg/m | FORMA | L. Std. |
|---------|---|-----------|---|---------|
| AW 616 | Marco ventana hoja oculta escalonado | 1,225 |  | 6,2 |
| AW 617 | Hoja oculta de ventana de rebatir | 1,003 |  | 6,2 |
| AW 631 | Hoja oculta de ventana de rebatir para herraje oculto | 1,172 |  | 6,2 |
| AW 514 | Tapa junta recto | 0,304 |  | 6,2 |
| AW 618 | Acople hoja oculta | 0,573 |  | 6,2 |
| AW 536 | Acople reforzado | 0,791 |  | 6,2 |
| AW 603 | Acople doble | 1,468 |  | 6,2 |
| AW 552 | Contravidrio recto a 45° de 15 mm | 0,170 |  | 6,2 |
| AW 6111 | Mosquitero fijo | 0,135 |  | 6,2 |
| AW 515 | Premarco 50 mm | 0,52 |  | 6,2 |

PERFILES DE VENTANA DE REBATIR



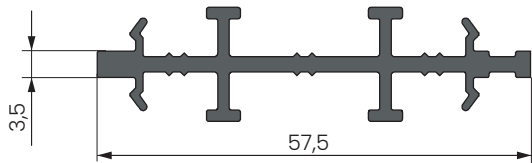
AW 616

Marco escalonado rebatir/oscilobatiente
1,225 Kg/m



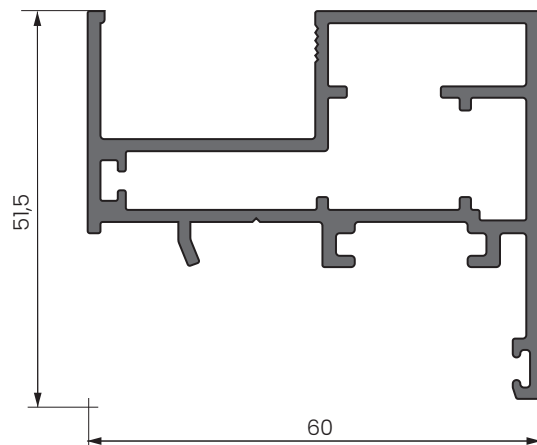
AW 617

Hoja de rebatir / oscilobatiente
1,003 Kg/m



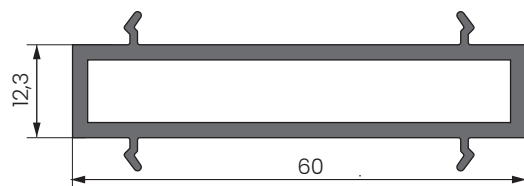
AW 618

Acople hoja oculta
0,573 Kg/m



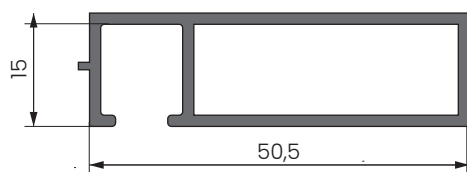
AW 631

Hoja de rebatir / oscilobatiente
1,172 Kg/m



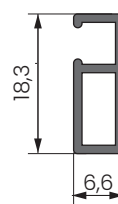
AW 536

Acople reforzado
0,791 Kg/m



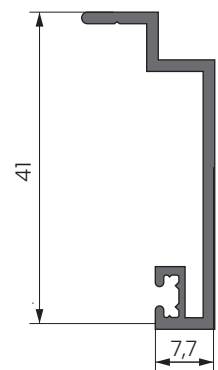
AW 515

Premarco 50mm
0,523 Kg/m



AW 611

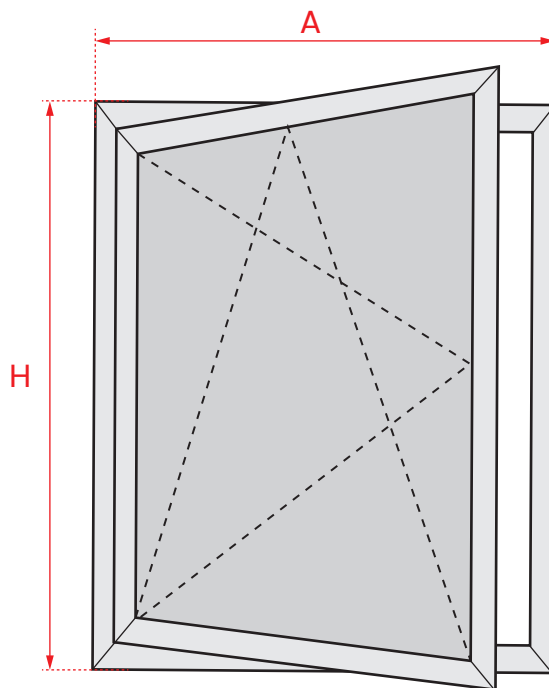
Mosquitero fijo
0,135 Kg/m



AW 514

Tapajuntas recto
0,304 Kg/m

DESCUENTOS



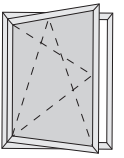
Descuentos en perfiles

| CANT. | PERFIL | MEDIDA | DESCRIPCIÓN | CORTE |
|-------|--------|--------|------------------------------------|-----------|
| 2 | AW-515 | A+36 | Premarco dintel y zocalo | 45° - 45° |
| 2 | AW-515 | H+33 | Premarco jambas | 45° - 45° |
| 2 | AW-514 | A+70 | Dintel y zòcalo tapajuntas recto | 45° - 45° |
| 2 | AW-514 | H+70 | Jambas tapajuntas recto | 45° - 45° |
| 4 | AW-616 | A y H | Marco escalonado | 45° - 45° |
| 2 | AW-617 | A-39 | Dintel y zòcalo hojas | 45° - 45° |
| 2 | AW-617 | H-39 | Jambas de hojas | 45° - 45° |
| 2 | AW-552 | A-91 | Dintel y zòcalo contravidrio a 45° | 45° - 45° |
| 2 | AW-552 | H-91 | Jambas de contravidrio a 45° | 45° - 45° |

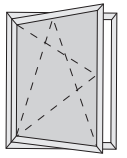
Descuentos en vidrios

| CANT. | TIPO | ANCHO | ALTO | DESCRIPCIÓN |
|-------|--------|--------|-------|---|
| 1 | VS/DVH | A -103 | H-103 | VIDRIO SIMPLEDOBLE VIDRIADO HERMÉTICO/VIDRIO SIMPLE |

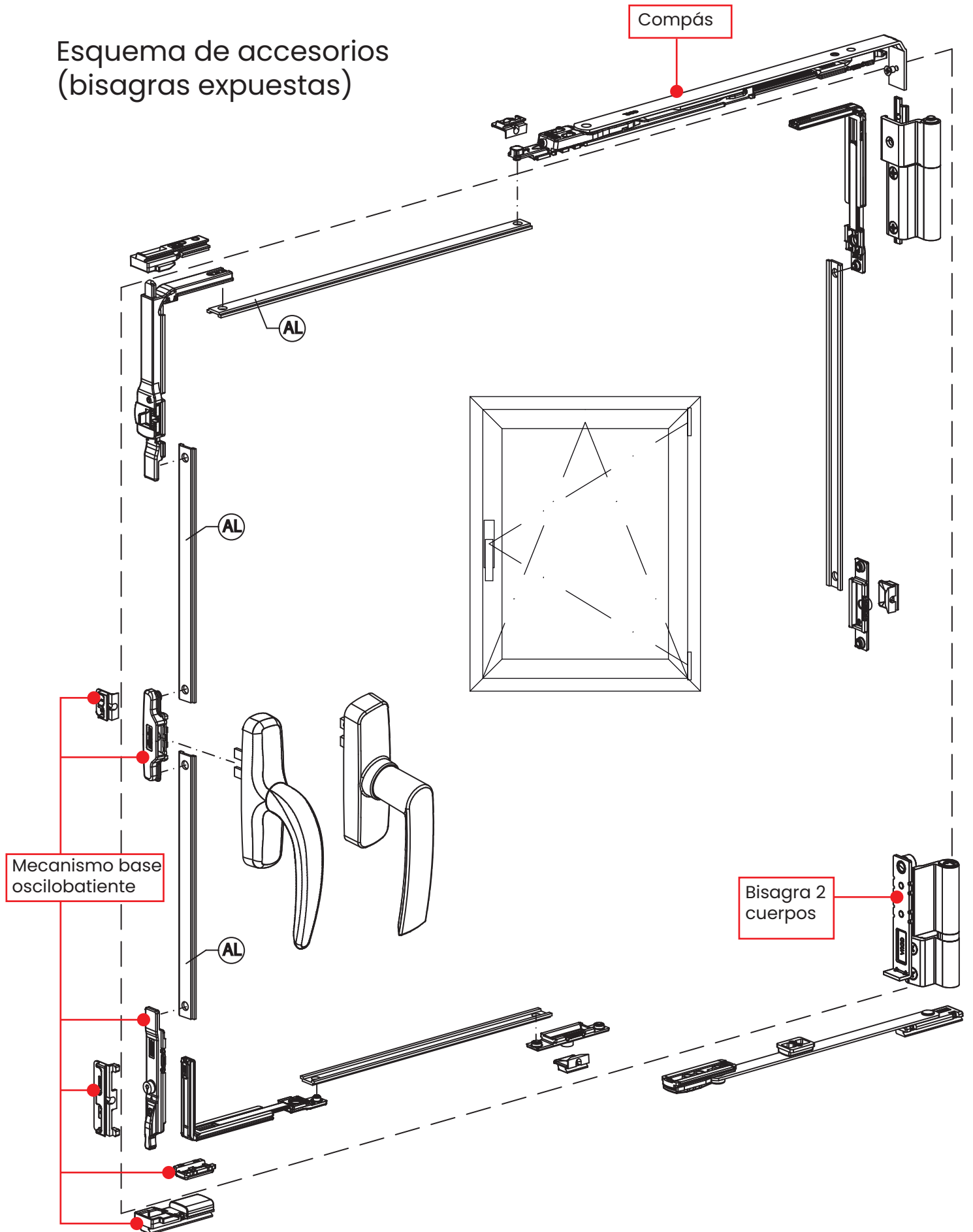
| DESCRIPCIÓN | IMAGEN | CODIGO | CANT. POR ABERTURA | MARCA |
|--------------------------------------|---|-----------------|--------------------|-------------------------|
| BURLETE JUNTA ABIERTA |  | i-54 | - | ALUWIND PEDIDOS WEB! |
| ESCUADRA DE PREMARCOS |  | E78 | 4 | MONPAT |
| ESCUADRA DE ALINRACION DE TAPAJUNTAS |  | AA-107 | 4 | MONPAT |
| ESCUADRA DE ALINRACION DE HOJAS |  | E-76 | 4 | TANIT |
| ESCUADRA DE ALINRACION DE MARCO |  | E-66 | 8 | TANIT |
| ESCUADRA DE HOJAS |  | AA-300 / E-104 | 4 | TANIT |
| ESCUADRA DE MARCOS |  | E-69 | 4 | TANIT |
| TACO REGULADOR |  | T-88 | - | FRIUL TRADE |
| BURLETE MARCO |  | B80 | - | MONPAT |
| BURLETE INTERIOR DOBLE CONTACTO |  | B52 | - | MONPAT |
| BURLETE CUÑA |  | B29 / B30 / B31 | - | LIGOM |
| CLAPETA BOTA AGUA |  | T-69 | 2 por metro | TANIT |

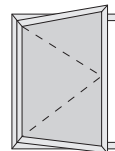


| DESCRIPCIÓN | IMAGEN | CODIGO | CANT. POR ABERTURA | MARCA |
|---|--------|-------------------------------|--------------------|---|
| MECANISMO PARA FALLEBA OSCILOBAIENTE | | 04704 | 1 | GIESSE para OSCILOBATIENTE BISAGRA OCULTA |
| BRAZO Y BISAGRA OCULTA PARA OSCILOBATIENTE | | 043550001 (BRAZO TIPO 1 DER.) | 1 | |
| | | 043550002 (BRAZO TIPO 1 IZQ.) | | |
| | | 043560001 (BRAZO TIPO 2 DER.) | | |
| | | 043560002 (BRAZO TIPO 2 IZQ.) | | |
| FALLEBA ASIA | | 01084 | 1 | GIESSE para OSCILOBATIENTE BISAGRA EXPUESTA |
| MECANISMO MARTELINA OSCILOBATIENTE | | 04705 | 2 | |
| MARTELINA KORA | | 0997 | 1 | |
| COMPAS CON MICRO-VENTILACION PARA OSCILOBATIENTE | | 04284 (120MM) | 1 | |
| | | 04285 (180MM) | | |
| BISAGRA 2 CUERPOS, FUTURA 3D HASTA 130 KG ACOPLANAR | | 04711 | 2 | |
| MARTELINA GALICUBE | | 0530Bi | 1 | FAPIM para OSCILOBATIENTE |
| BISAGRA GALICUBE | | 1401C | 1 | |
| COMPAS GALICUBE | | 1448 | 1 | |
| | | 1448Ai | | |
| | | 1448Bi | | |
| | | 1448C | | |
| MECANIMO OSCILOBATIENTE GALICUBE | | 1461i | 1 | |

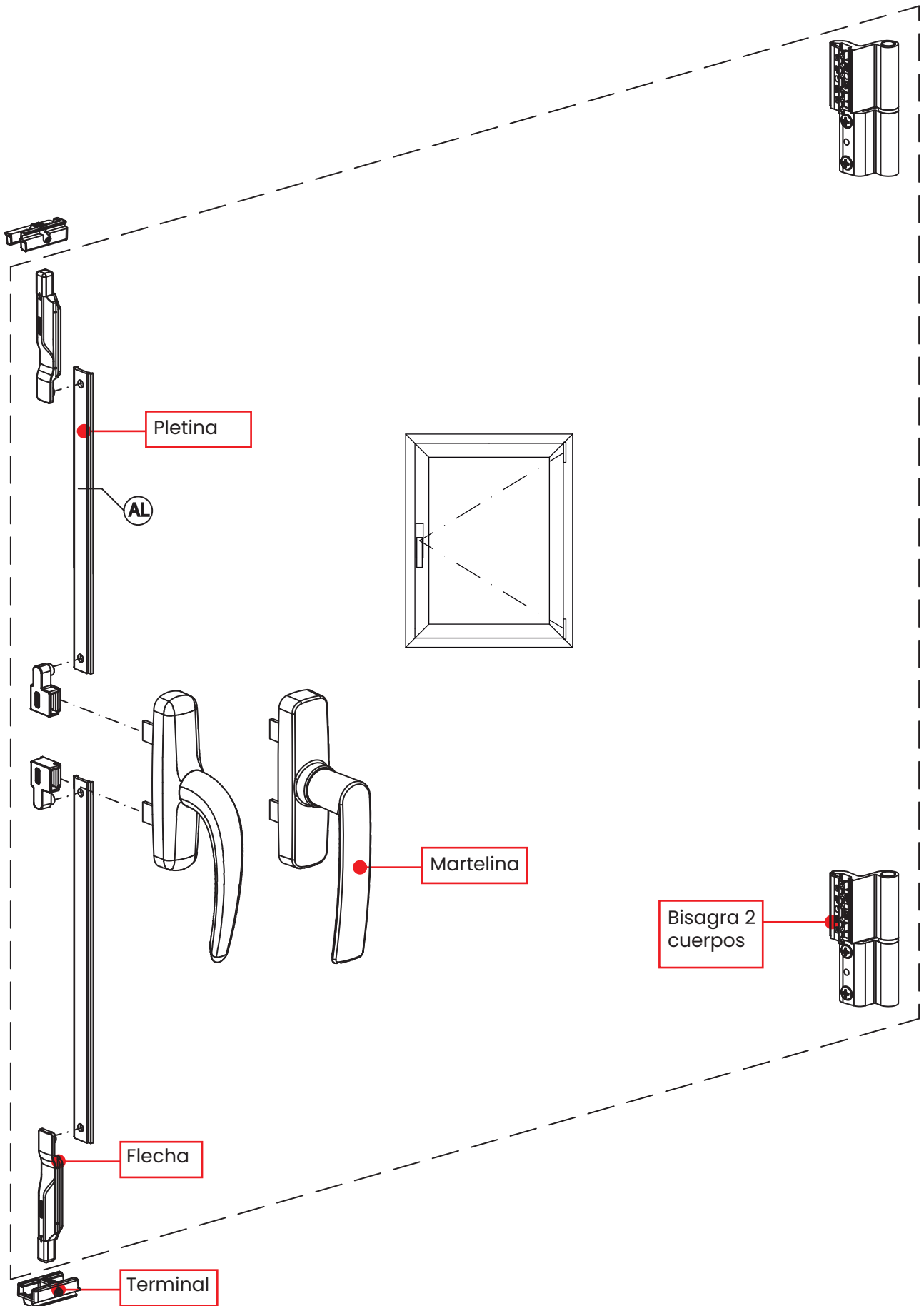
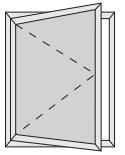


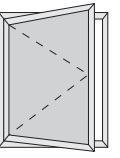
Esquema de accesorios (bisagras expuestas)






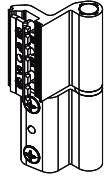


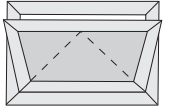


| DESCRIPCIÓN | IMAGEN | CODIGO | CANT. POR ABERTURA | MARCA |
|-----------------------------------|--------|-----------------|--------------------|-------------------------|
| BISAGRA FLASH | | 00120 ACOPLANAR | 2 | GIESSE para ABRIR |
| | | 00121 COPLANAR | | |
| MOVIMENTADOR DE MARTELINA | | 01020 | 1 | |
| MARTELINA KORA | | 0997 | 1 | |
| TERMINAL, PIEZA DE MARCO DE ABRIR | | 01322 | 1 | |
| TERMINAL FLECHA ARRIBA Y ABAJO | | 02114 | 2 | |
| TERMINAL, PIEZA DE MARCO DE ABRIR | | 0540BCi | 1 | |
| TERMINAL, PIEZA DE MARCO DE ABRIR | | 9801A | 2 | |

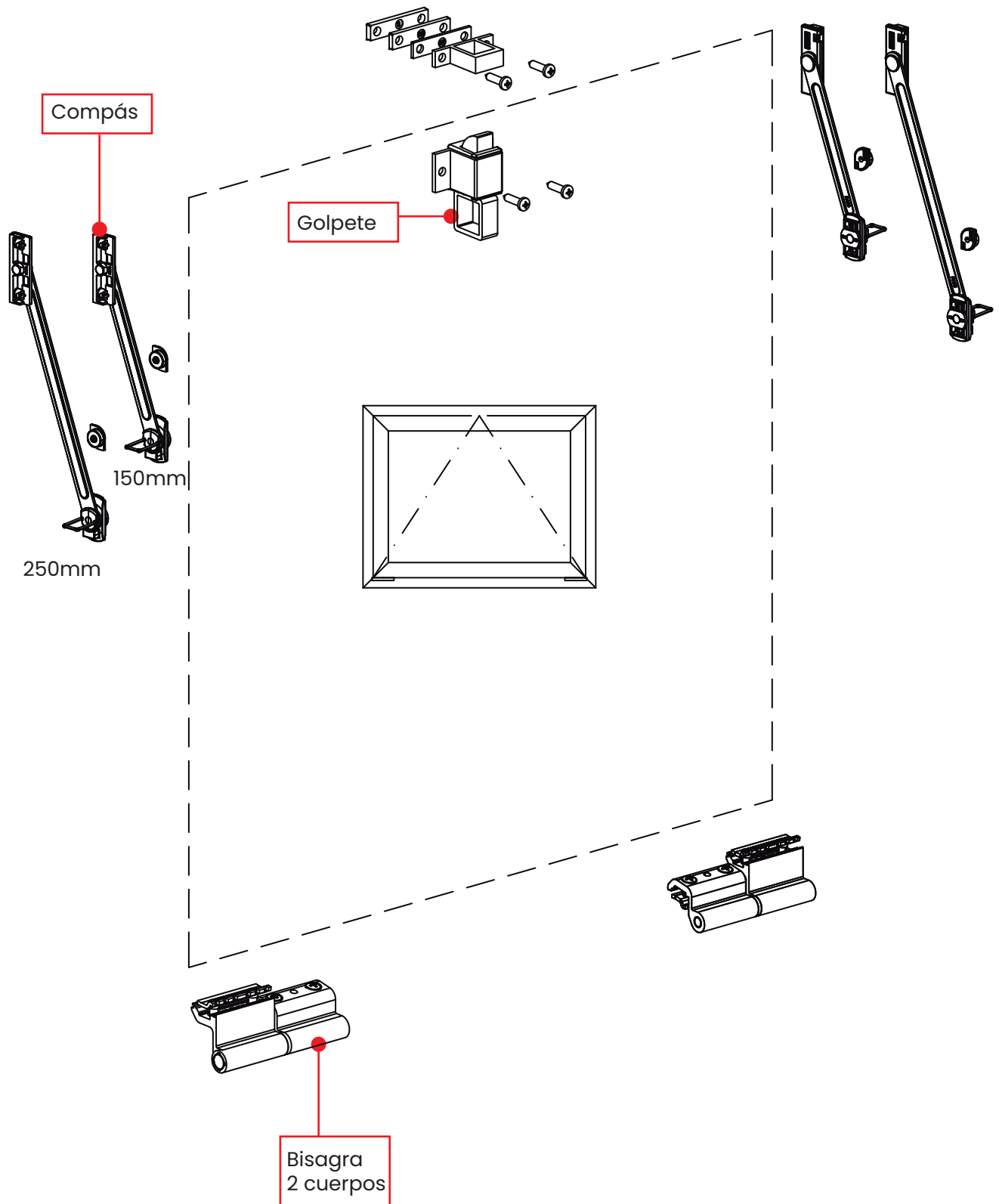




| DESCRIPCIÓN | IMAGEN | CODIGO | CANT. POR ABERTURA | MARCA |
|----------------------------------|---|---------------------|--------------------|-----------------------|
| CIERRE DE GOLPETE TWIN |  | 01704 | 1 | GIESSE para BANDEROLA |
| COMPAS RALLENTY |  | 02040K compas 250mm | 1 par | |
| | | 02041K compas 150mm | | |
| BISAGRA FLASH BASE |  | 00120 ACOPLANAR | 2 | |
| | | 00121 COPLANAR | | |
| GOLPETE |  | 3212 | 1 | FAPIM para BANDEROLA |
| COMPAS ALT TRE de engache rápido |  | 3224B compas 220mm | 2 | |
| | | 3223B compas 150mm | | |
| Bisagra GRIP |  | 9801A | 2 | |

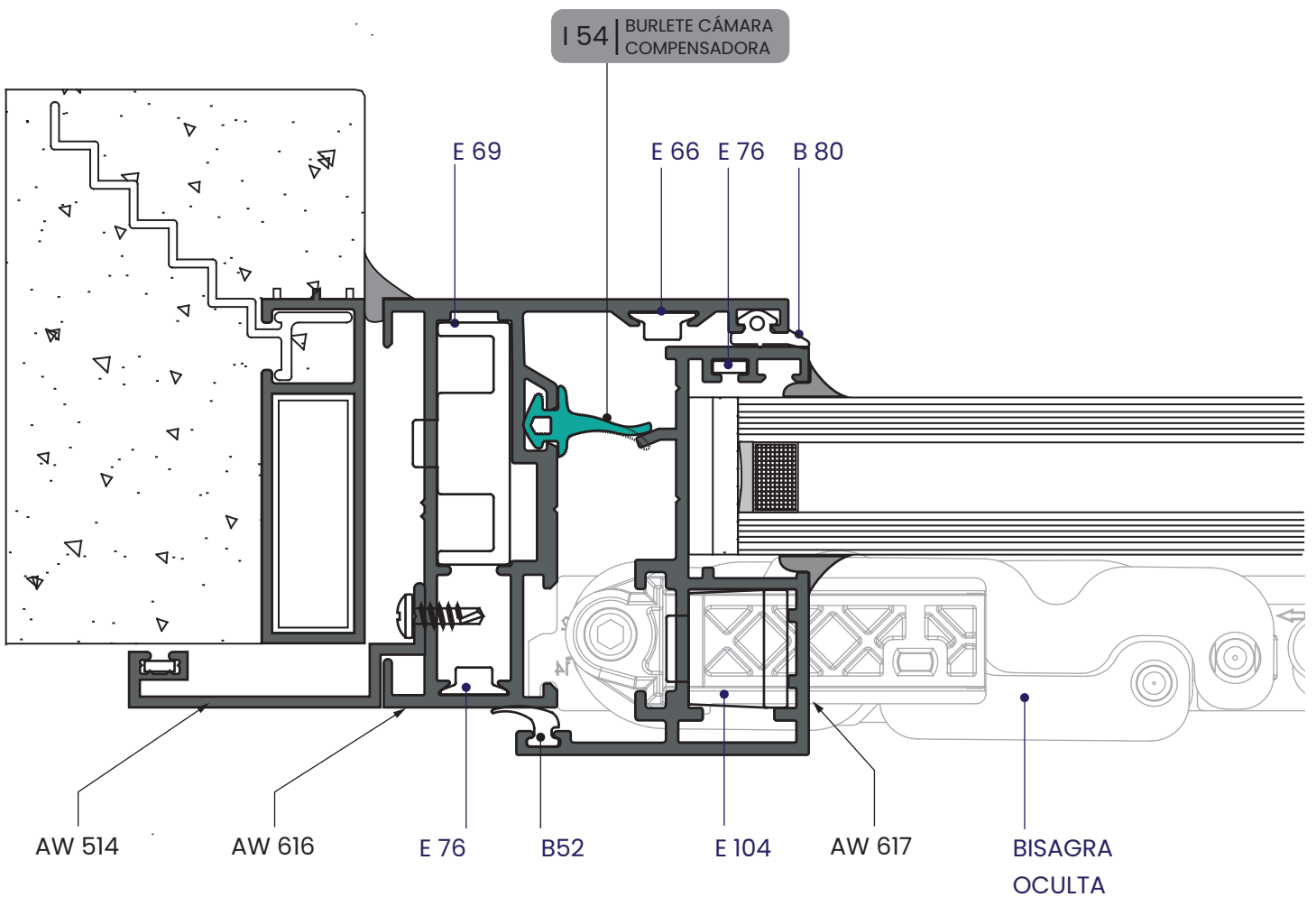


Esquema de accesorios (sistema escalonado)

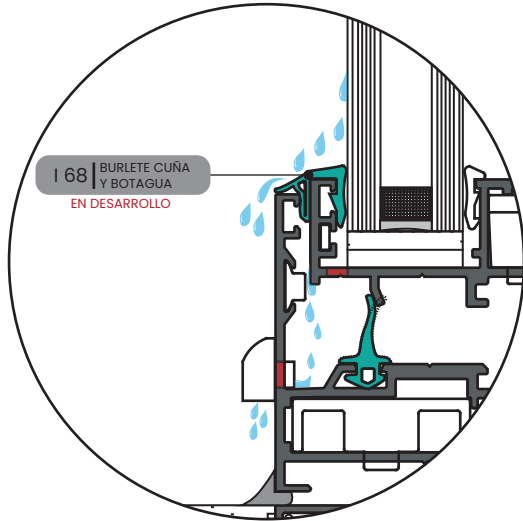


DETALLE JAMBAS

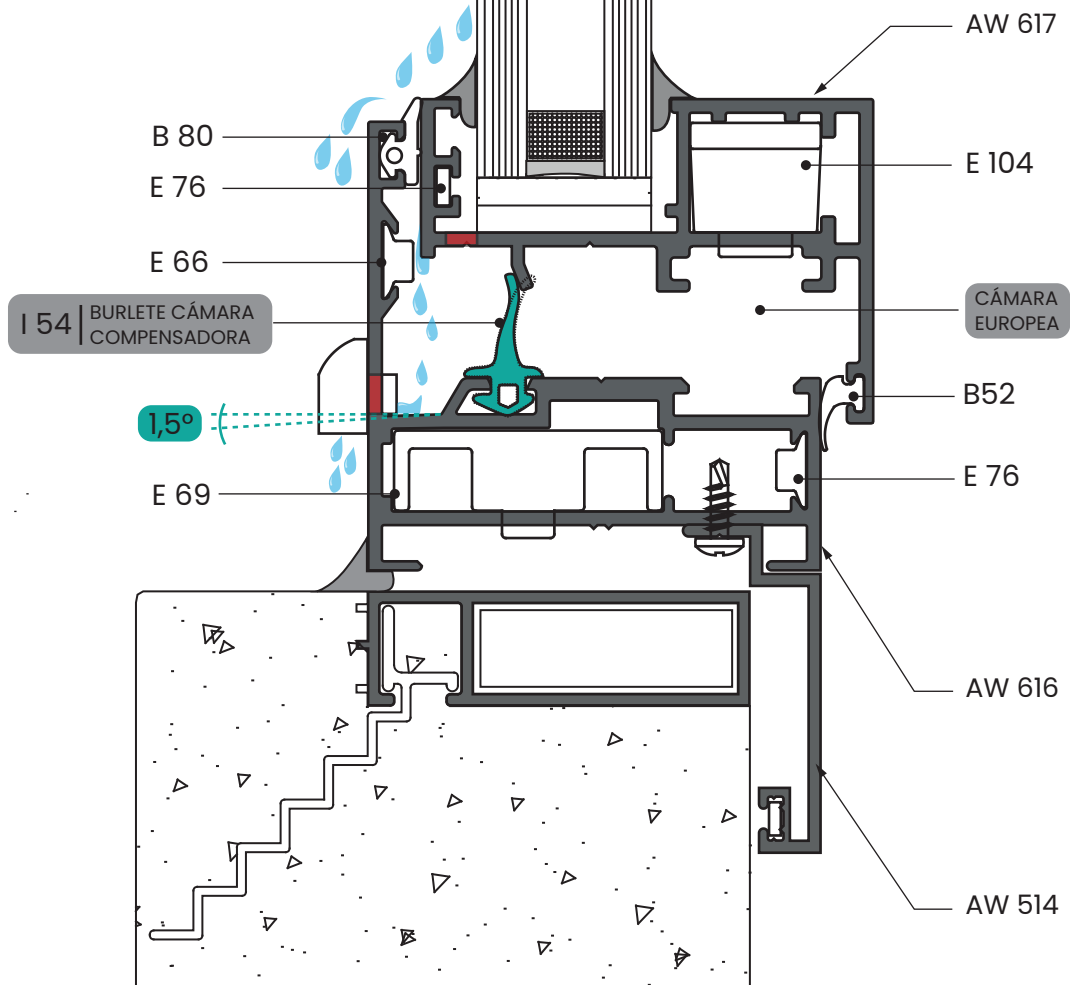
CORTE 1-2



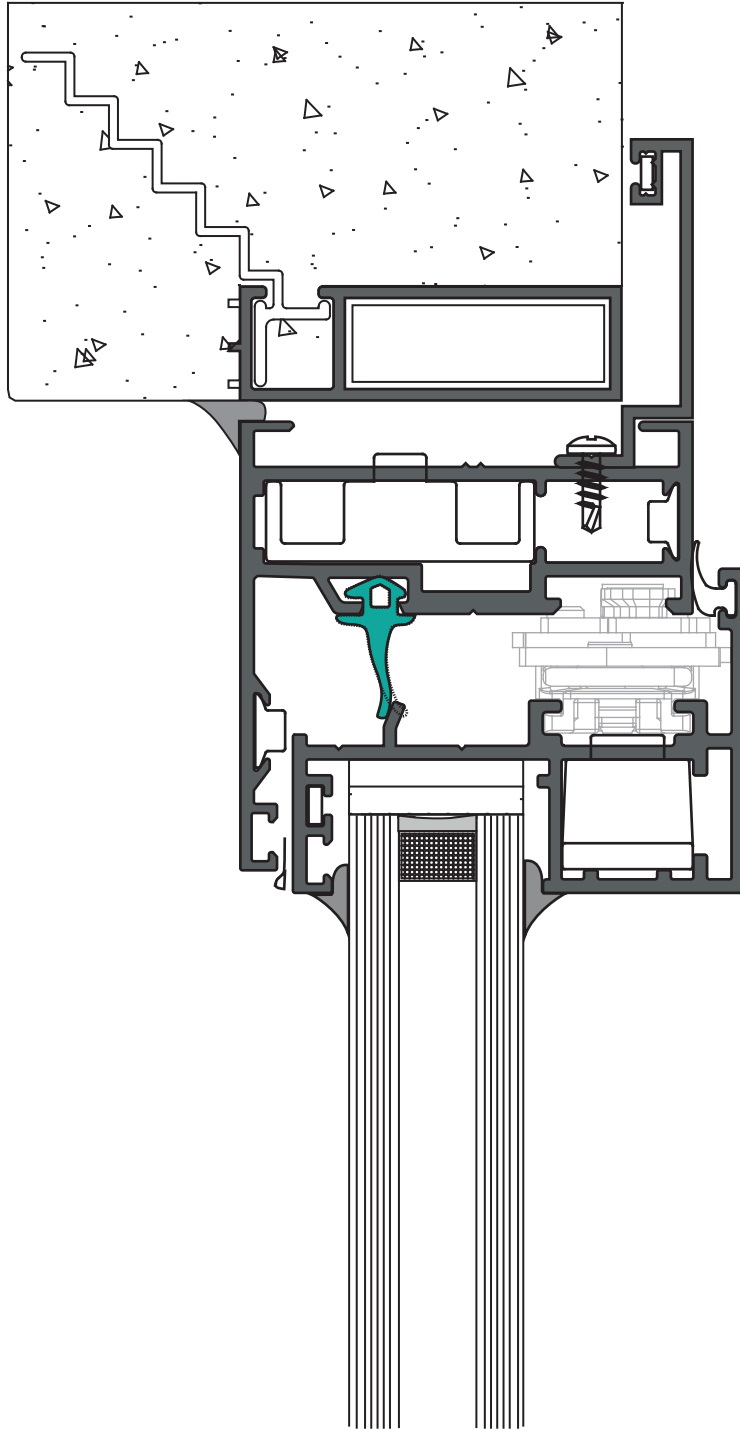
DETALLE ZOCALO MARCO ESCALONADO



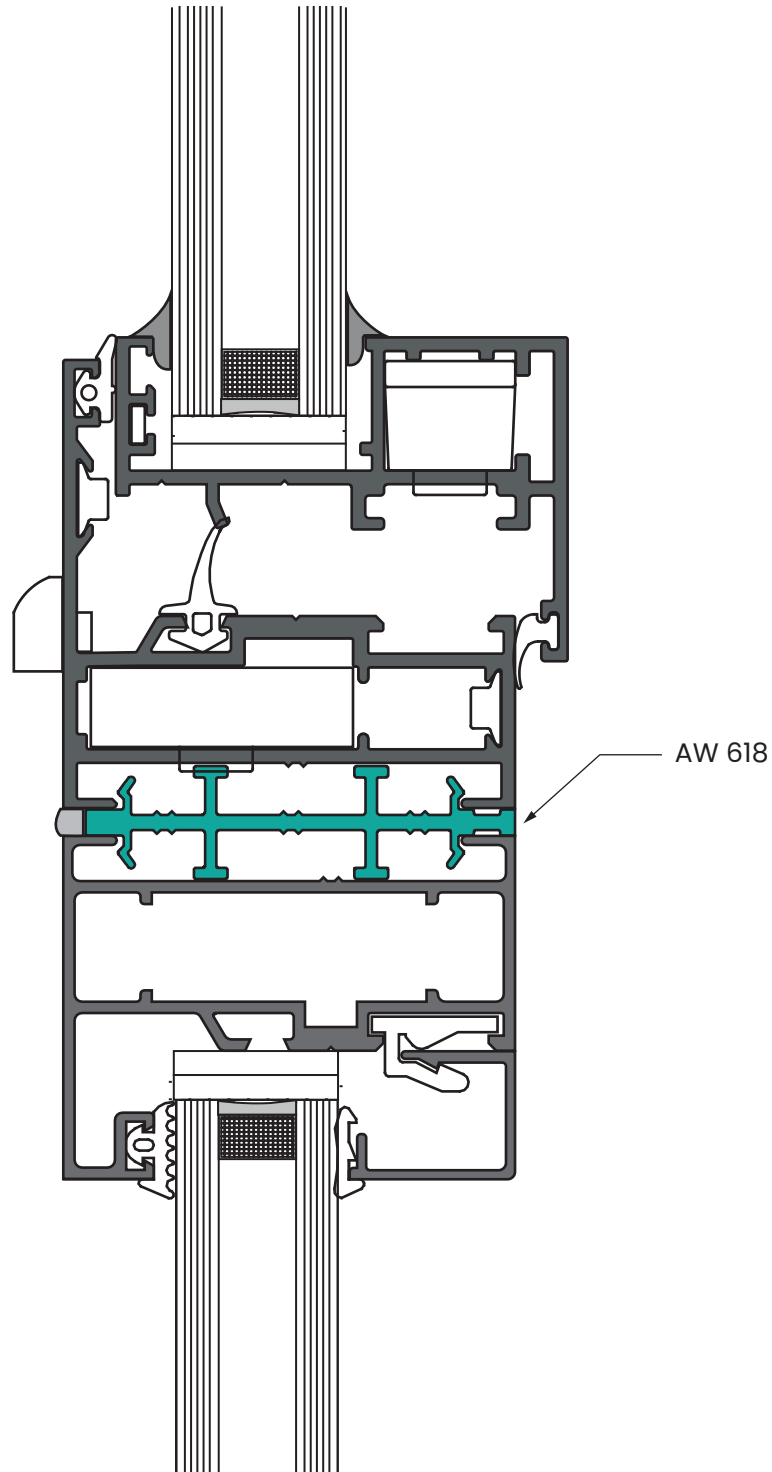
OPCION CON BURLETES EN DESARROLLO

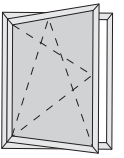


DETALLE DINTEL MARCO COPLANAR



DETALLE ACOPLÉ SLIM

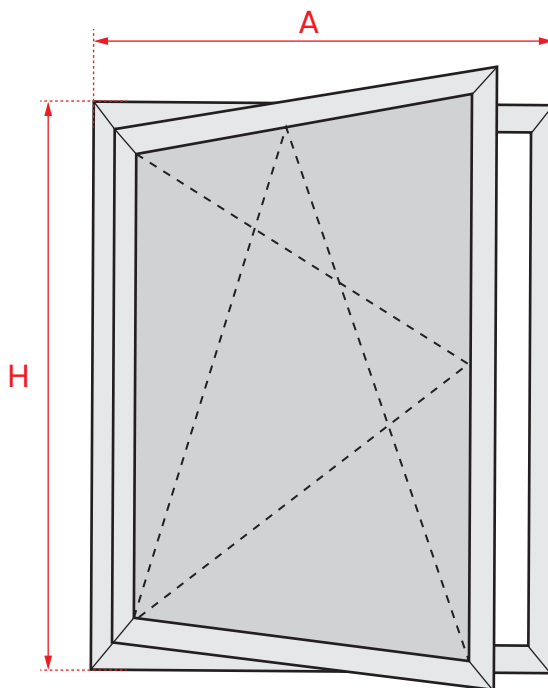




| DESCRIPCIÓN | IMAGEN | CODIGO | CANT. POR ABERTURA | MARCA |
|---|--------|---|--------------------|---|
| ANGULO DE REENVIO Y TRABAS | | - | 1 | STAC para OSCILOBATIENTE CON HERRAJE OCULTO |
| BRAZO Y BISAGRA OCULTA PARA OSCILOBATIENTE CH180+ | | H1239R3/3 (CM) (BRAZO CHICO DER.) | 1 | |
| | | H1233R3/L3 (CI) (BRAZO CHICO IZQ.) | | |
| | | H1239R1/L1 (CM) (BRAZO GRANDE DER.) | | |
| | | H1233R1/L1 (CI) (BRAZO GRANDE IZQ.) | | |
| MANIJA OCULTA HADES Y MECANISMO TRANSMISION | | K6610 ALUWIND PEDIDOS WEB! | 1 | |

HOJA OCULTA + HERRAJE OCULTO

DESCUENTOS



Descuentos en perfiles

| CANT. | PERFIL | MEDIDA | DESCRIPCIÓN | CORTE |
|-------|--------|--------|------------------------------------|-----------|
| 2 | AW-515 | A+36 | Premarco dintel y zocalo | 45° - 45° |
| 2 | AW-515 | H+33 | Premarco jambas | 45° - 45° |
| 2 | AW-514 | A+70 | Dintel y zòcalo tapajuntas recto | 45° - 45° |
| 2 | AW-514 | H+70 | Jambas tapajuntas recto | 45° - 45° |
| 4 | AW-616 | A y H | Marco escalonado | 45° - 45° |
| 2 | AW-631 | A-39 | Dintel y zòcalo hojas | 45° - 45° |
| 2 | AW-631 | H-39 | Jambas de hojas | 45° - 45° |
| 2 | AW-552 | A-91 | Dintel y zòcalo contravidrio a 45° | 45° - 45° |
| 2 | AW-552 | H-91 | Jambas de contravidrio a 45° | 45° - 45° |

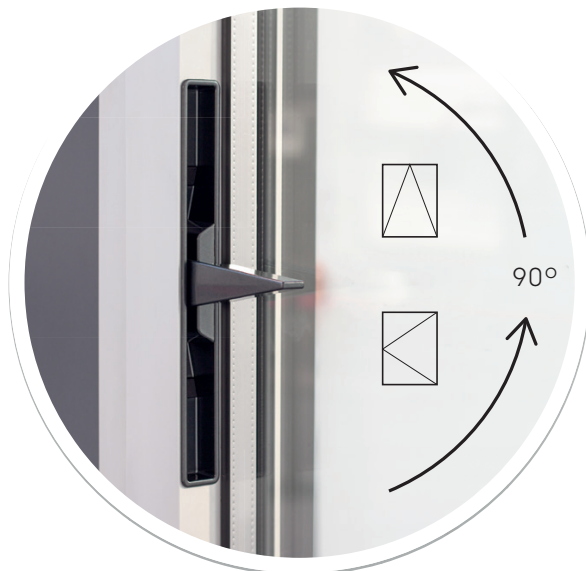
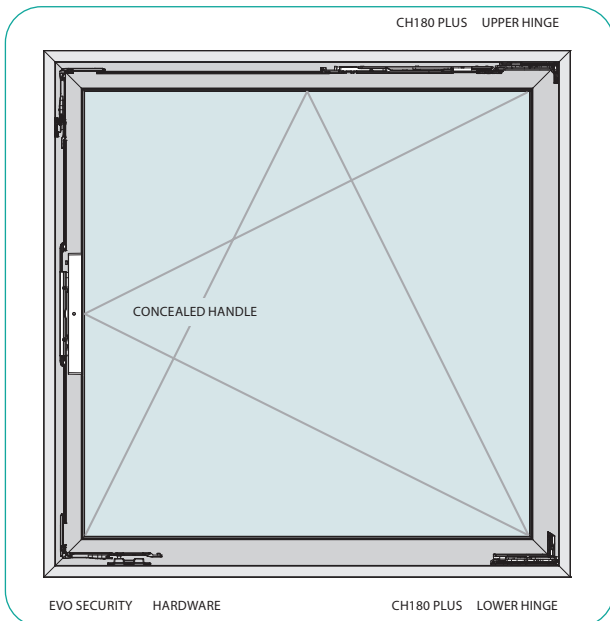
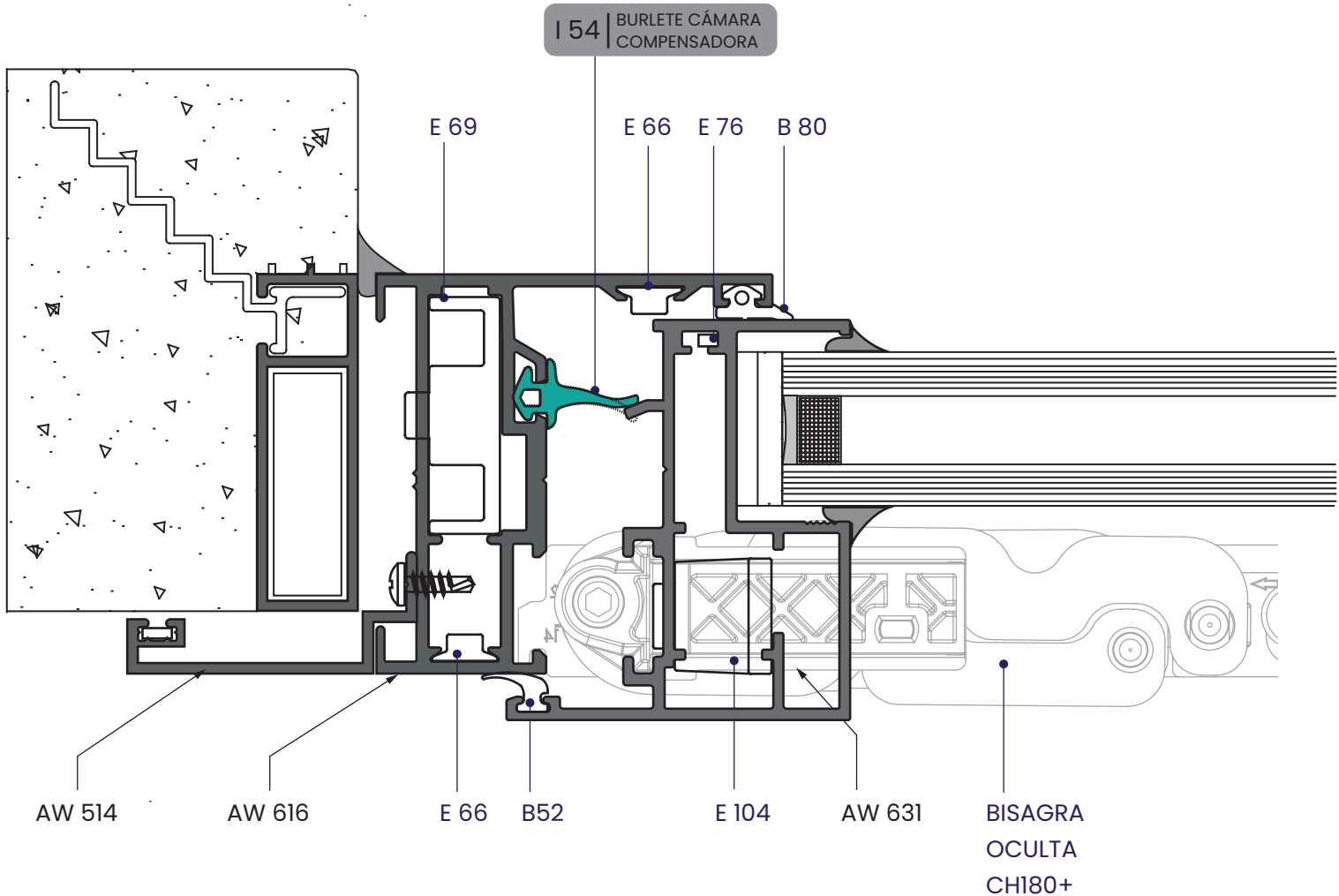
Descuentos en vidrios

VIDRIO PARA HOJA CON HERRAJE OCULTO - AW631

| | | | | |
|---|--------|--------|-------|---|
| 1 | VS/DVH | A -120 | H-120 | VIDRIO SIMPLEDOBLE VIDRIADO HERMÉTICO/VIDRIO SIMPLE |
|---|--------|--------|-------|---|

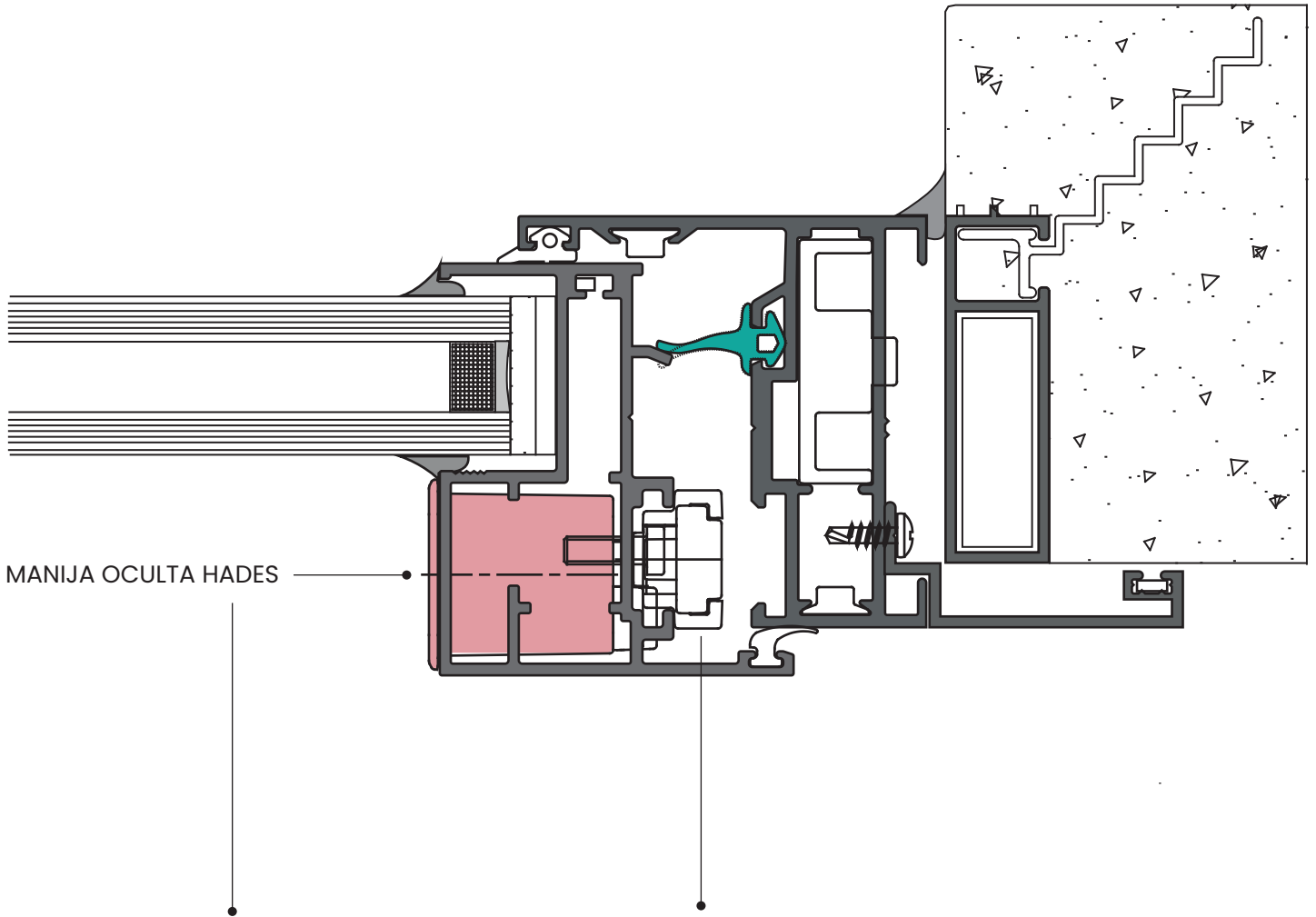
DETALLE JAMBAS

CORTE 1-2



DETALLE JAMBAS

CORTE 1-2



220

CIERRE AL INVERSOR
LOCKING TO THE INVERTER

H - C - 269

C - 230

CIERRE AL MARCO
LOCKING TO THE FRAME

H - C - 269

C - 161

ENKEL

ultra slim premium

Ventana de rebatir
Oscilobatiente
Banderola














f Instagram AluwindSA

📍 Av. Japón 550 - Córdoba, Argentina

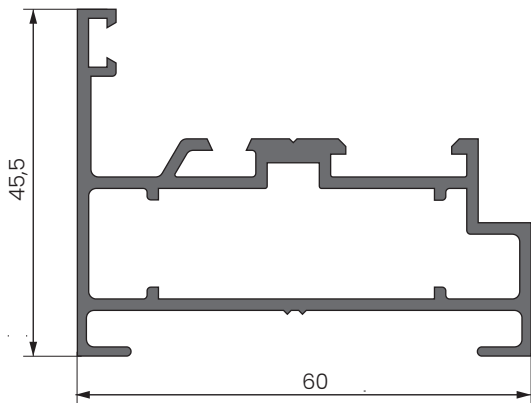
aluwind.com.ar

ALU WIND
Aluminio Extruido

DISEÑOS
EXCLUSIVOS

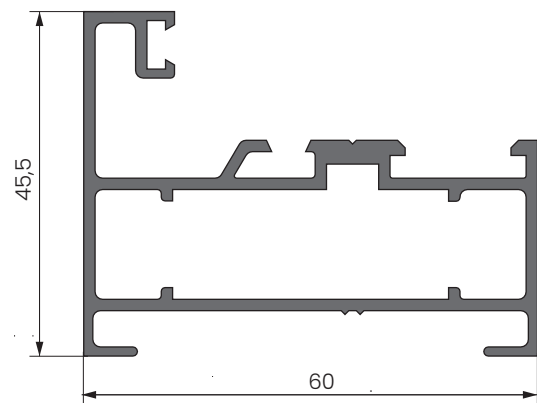
| CÓDIGO | DESCRIPCIÓN | PESO Kg/m | FORMA | L. Std. |
|---------|---|---|---|---------|
| AW 523 | Marco ventana de rebatir coplanar | 0,995 |  | 6,2 |
| AW 524 | Marco paño fijo y ventana de rebatir escalonado | 1,034 |  | 6,2 |
| AW 522 | Travesaño Paño fijo | 1,757 |  | 6,2 |
| AW 557 | Hoja venana de rebatir | 1,174 |  | 6,2 |
| AW 513 | Tapa junta curvo | 0,24 |  | 6,2 |
| AW 514 | Tapa junta recto | 0,304 |  | 6,2 |
| AW 536 | Acople reforzado | 0,791 |  | 6,2 |
| AW 603 | Acople doble | 1,468 |  | 6,2 |
| AW 544 | Contravidrio recto a 45° de 22mm | 0,192 |  | 6,2 |
| AW 552 | Contravidrio recto a 45° de 15 mm | 0,170 |  | 6,2 |
| AW 553 | Contravidrio recto a 45° de 4 mm | 0,141 |  | 6,2 |
| AW 6111 | Mosquitero fijo | 0,135 |  | 6,2 |
| AW 515 | 0,52 |  | 6,2 | |

PERFILES DE VENTANA DE REBATIR



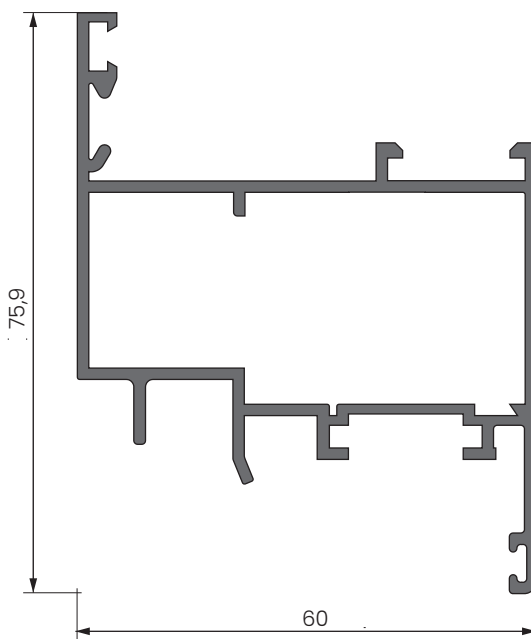
AW 523

Marco coplanar rebatir/oscilobatiente
0,995 Kg/m



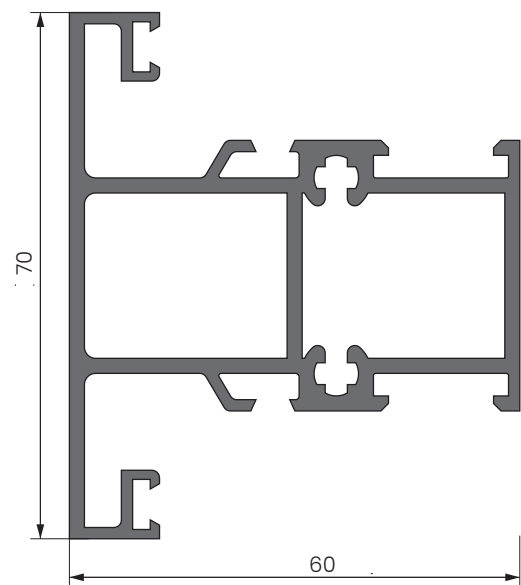
AW 524

Marco paño fijo/ rebatir
1,034 Kg/m



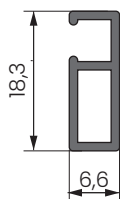
AW 557

Hoja de rebatir / oscilobatiente
1,174 Kg/m



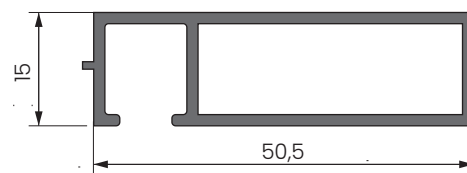
AW 522

Travesaño paño fijo
1,757 Kg/m



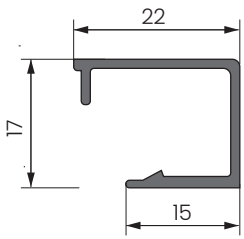
AW 611

Mosquitero fijo
0,135 Kg/m



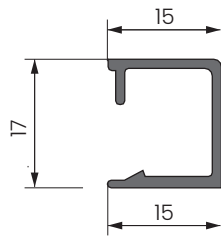
AW 515

Preamarco 50mm
0,523 Kg/m



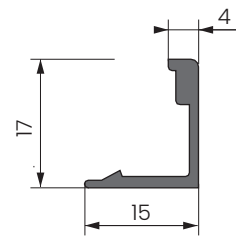
AW 544

Contravidrio de 22mm
0,192 Kg/m



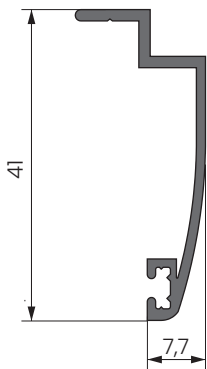
AW 552

Contravidrio de 15mm
0,170 Kg/m




AW 553

Contravidrio de 4mm
0,141 Kg/m



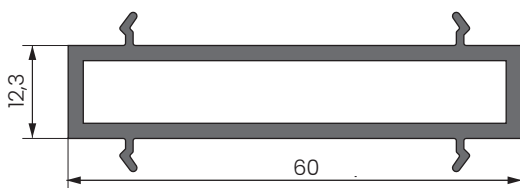
AW 513

Tapajuntas curvo
0,240 Kg/m



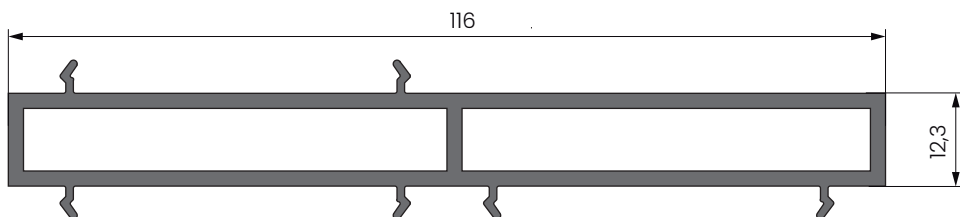
AW 514

Tapajuntas recto
0,304 Kg/m



AW 536

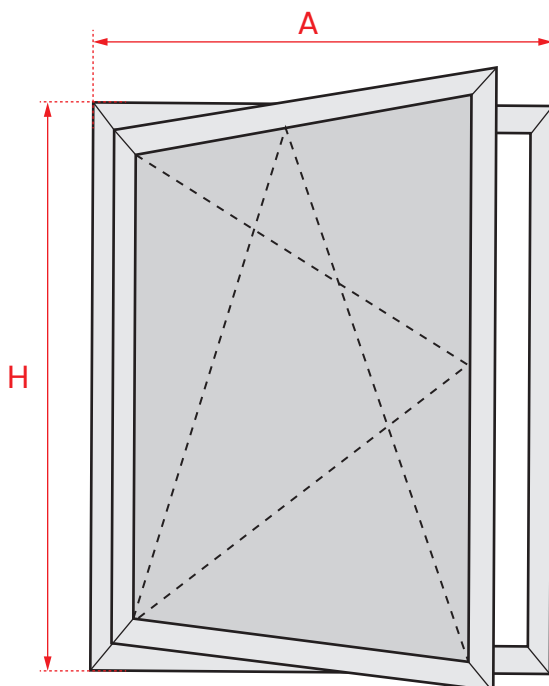
Acople reforzado
0,791 Kg/m



AW 603

Acople doble
1,468 Kg/m

DESCUENTOS






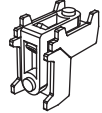
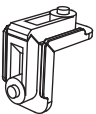

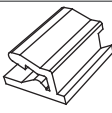




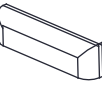


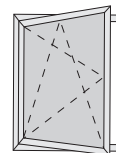
Descuentos en perfiles

| CANT. | PERFIL | MEDIDA | DESCRIPCIÓN | CORTE |
|-------|---------|--------|------------------------------------|-----------|
| 2 | AW-515 | A+36 | Premarco dintel y zocalo | 45° - 45° |
| 2 | AW-515 | H+33 | Premarco jambas | 45° - 45° |
| 2 | AW-514 | A+70 | Dintel y zòcalo tapajuntas recto | 45° - 45° |
| 2 | AW-514 | H+70 | Jambas tapajuntas recto | 45° - 45° |
| 4 | AW-523 | A y H | Marco coplanar | 45° - 45° |
| 4 | AW-524 | A y H | Marco acoplanar | 45° - 45° |
| 2 | AW-557 | A-45 | Dintel y zòcalo hojas | 45° - 45° |
| 2 | AW-557 | H-45 | Jambas de hojas | 45° - 45° |
| 2 | AW-544 | A-164 | Dintel y zòcalo contravidrio a 45° | 45° - 45° |
| 2 | AW-544 | H-164 | Jambas de contravidrio a 45° | 45° - 45° |
| 2 | AW-6225 | A-164 | Dintel y zòcalo contravidrio a 90° | 90° - 90° |
| 2 | AW-6225 | H-196 | Jambas de contravidrio a 90° | 90° - 90° |

Descuentos en vidrios

| CANT. | TIPO | ANCHO | ALTO | DESCRIPCIÓN |
|-------|--------|--------|-------|---|
| 1 | VS/DVH | A -174 | H-174 | VIDRIO SIMPLEDOBLE VIDRIADO HERMÉTICO/VIDRIO SIMPLE |

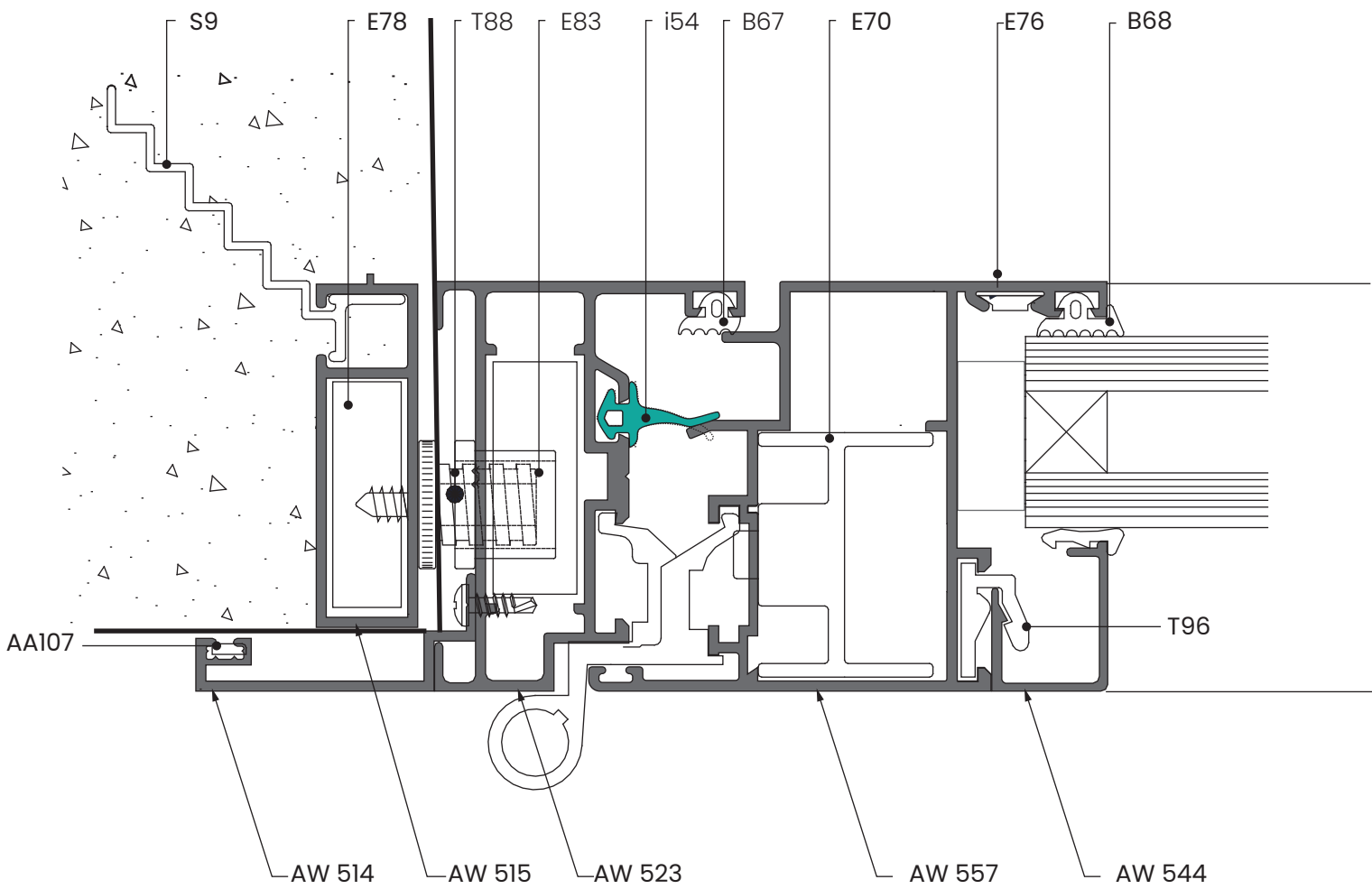
| DESCRIPCIÓN | IMAGEN | CODIGO | CANT. POR ABERTURA | MARCA |
|---|---|-----------------|--------------------|-------------------------|
| BURLETE JUNTA ABIERTA <i>Venta por rollos de 50m</i> |  | i-54 | - | ALUWIND PEDIDOS WEB! |
| TAPA DE INVERSOR DE HOJAS |  | TP INRPT | 1 par | ALUWIND PEDIDOS WEB! |
| ESCUADRA DE PREMARCOS |  | E78 | 4 | MONPAT |
| ESCUADRA DE ALINEACION DE TAPAJUNTAS |  | AA-107 | 4 | MONPAT |
| ESCUADRA DE ALINEACION DE HOJAS |  | E-76 | 4 | TANIT |
| ESCUADRA DE HOJAS |  | E-70 | 4 x HOJA | TANIT |
| ESCUADRA DE MARCOS |  | AA-003 / E-83 | 4 | TANIT |
| TACO REGULADOR |  | T-88 | - | FRIUL TRADE |
| CLIP PARA CONTAVIDRIO |  | T-96 | 5 x M DE HOJA | GIESSE |
| BURLETE MARCO BURLETE INTERIOR DOBLE CONTACTO |  | B52 | - | MONPAT |
| BURLETE CUÑA |  | B29 / B30 / B31 | - | LIGOM |
| BURLETE EXTERIOR PARA VIDRIO |  | B68 | - | MONPAT |
| BURLETE HERMETICIDAD DOBLE CONTACTO |  | B67 | - | MONPAT |
| CLAPETA BOTA AGUA |  | T-69 | 2 por metro | TANIT |



| DESCRIPCIÓN | IMAGEN | CODIGO | CANT. POR ABERTURA | MARCA |
|---|--------|---------------|--------------------|----------------------------------|
| BISAGRA INVISIBLE PARA ESCALONADO | | 04711 | 2 | GIESSE para OSCILOBATIENTE |
| BISAGRA 2 CUERPOS, FUTURA 3D HASTA 80 KG COPLANAR (MARCO AW523) | | 04718 | 2 | |
| | | H-61 | | |
| BISAGRA 2 CUERPOS, FUTURA 3D HASTA 130 KG ACOPLANAR (MARCO AW524) | | 04711 | 2 | |
| COMPAS CON MICRO-VENTILACION PARA OSCILOBATIENTE | | 04284 (120MM) | 1 | |
| | | 04285 (180MM) | | |
| MECANISMO BASE OSCILOBATIENTE | | 04705 | 2 | |
| MARTELINA KORA | | 0997 | 1 | |
| MARTELINA ASIA | | 02415 | 1 | |
| MARTELINA GALICUBE | | 0530Bi | 1 | |
| BISAGRA GALICUBE | | 1401C | 1 | |
| COMPAS GALICUBE | | 1448 | 1 | |
| | | 1448Ai | | |
| | | 1448Bi | | |
| | | 1448C | | |
| MECANIMO OSCILOBATIENTE GALICUBE | | 1461i | 1 | |

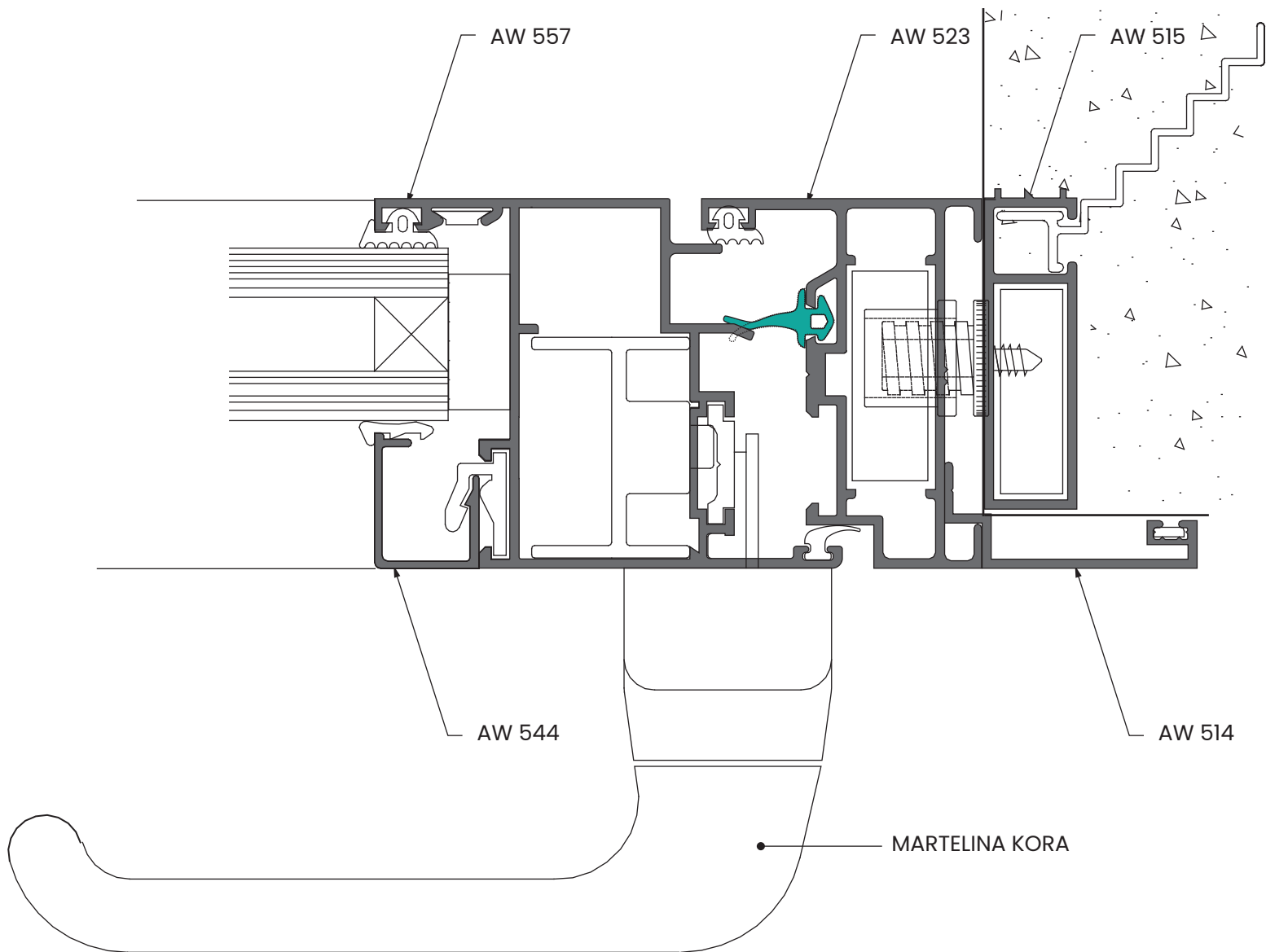
DETALLE JAMBAS

CORTE 1-2

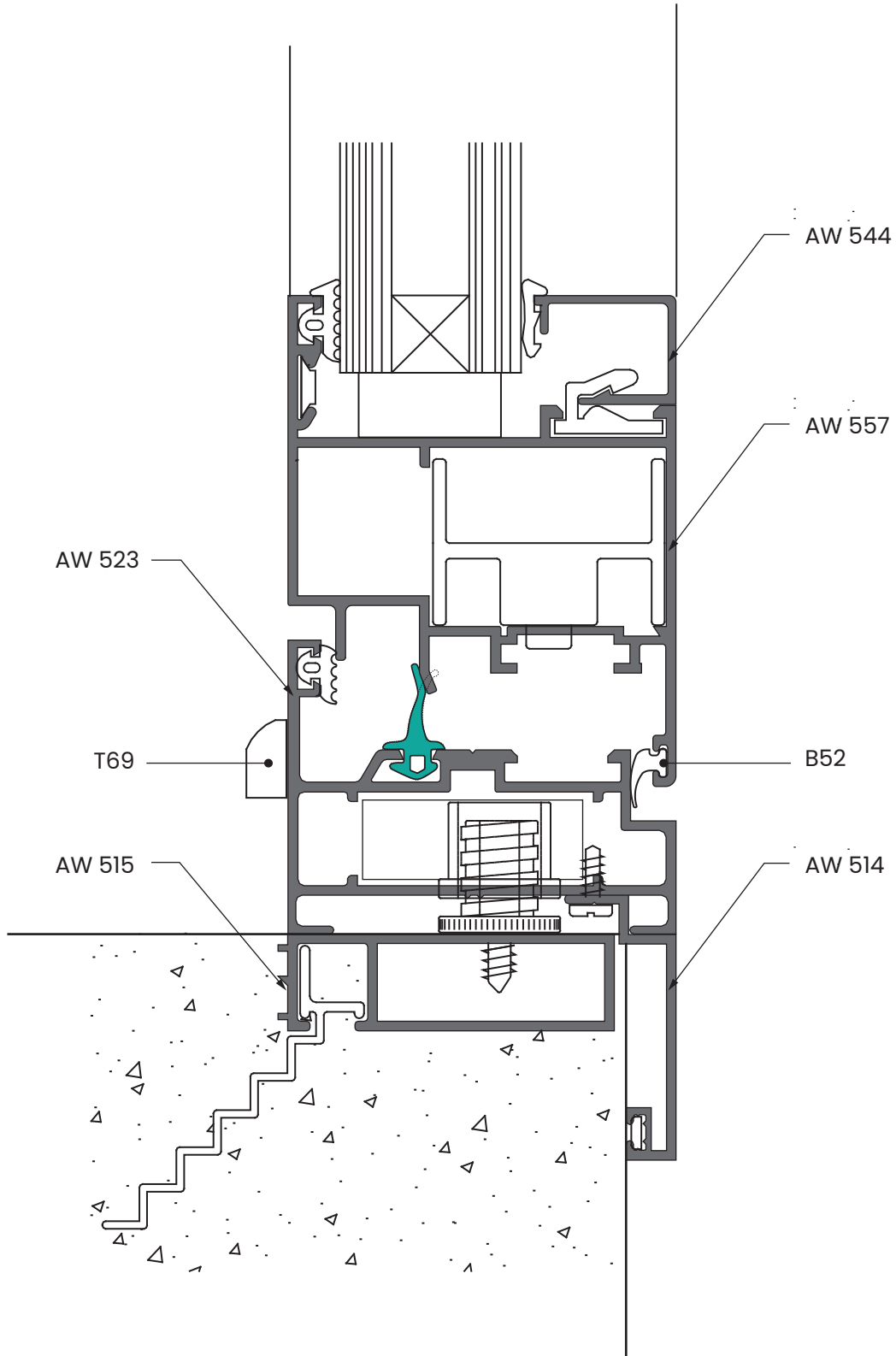


DETALLE JAMBAS

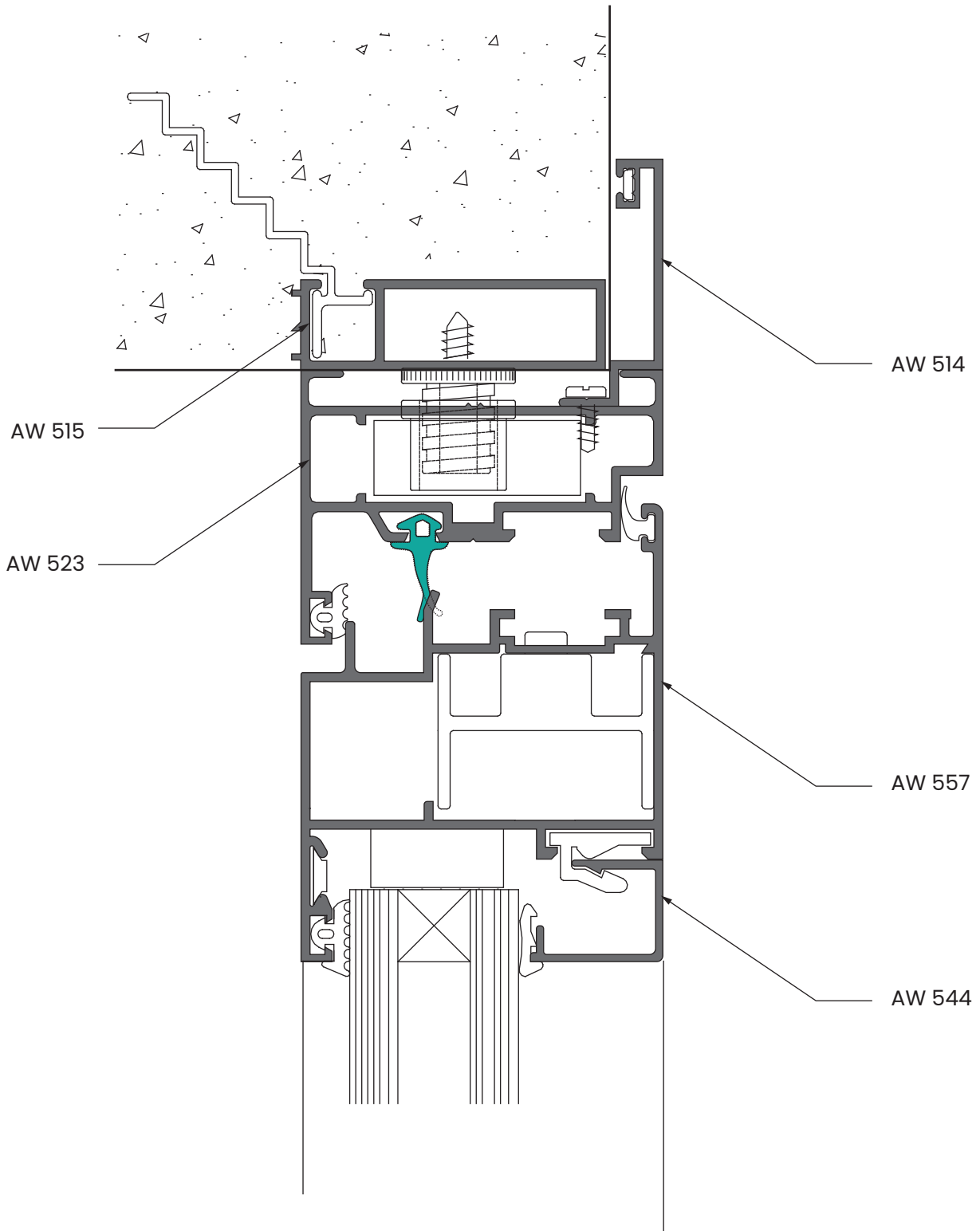
CORTE 1-2



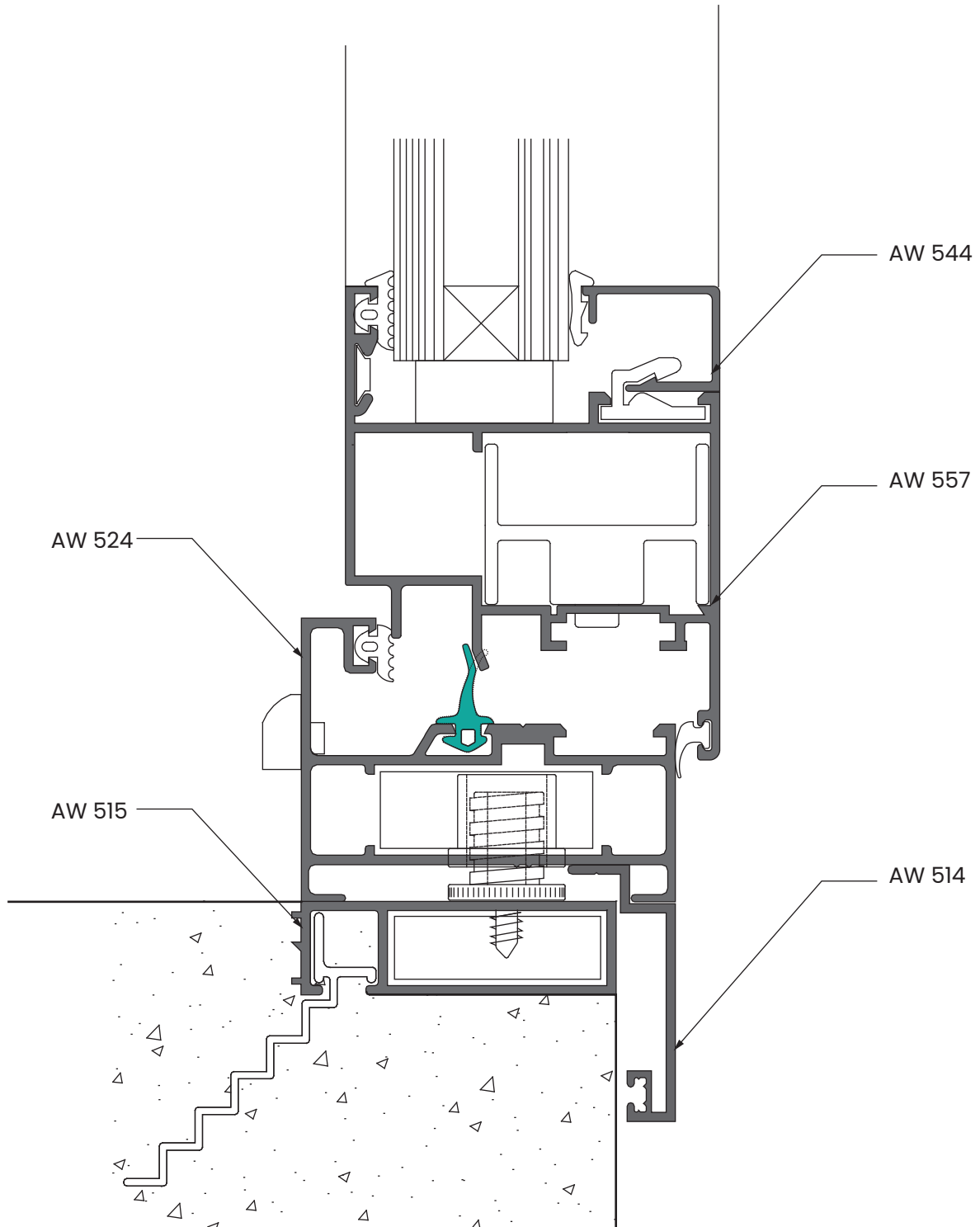
DETALLE ZOCALO MARCO COPLANAR



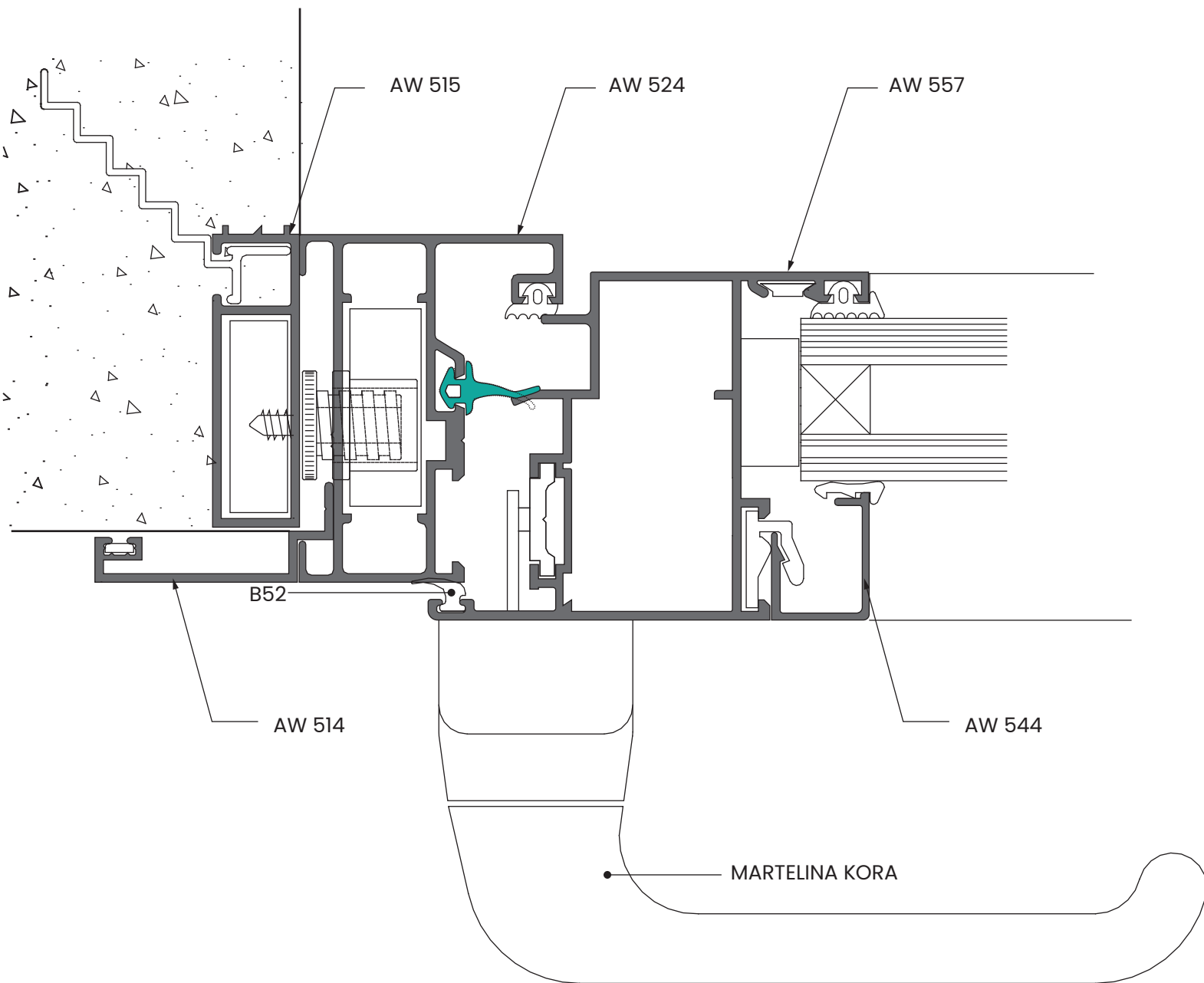
DETALLE DINTEL MARCO COPLANAR



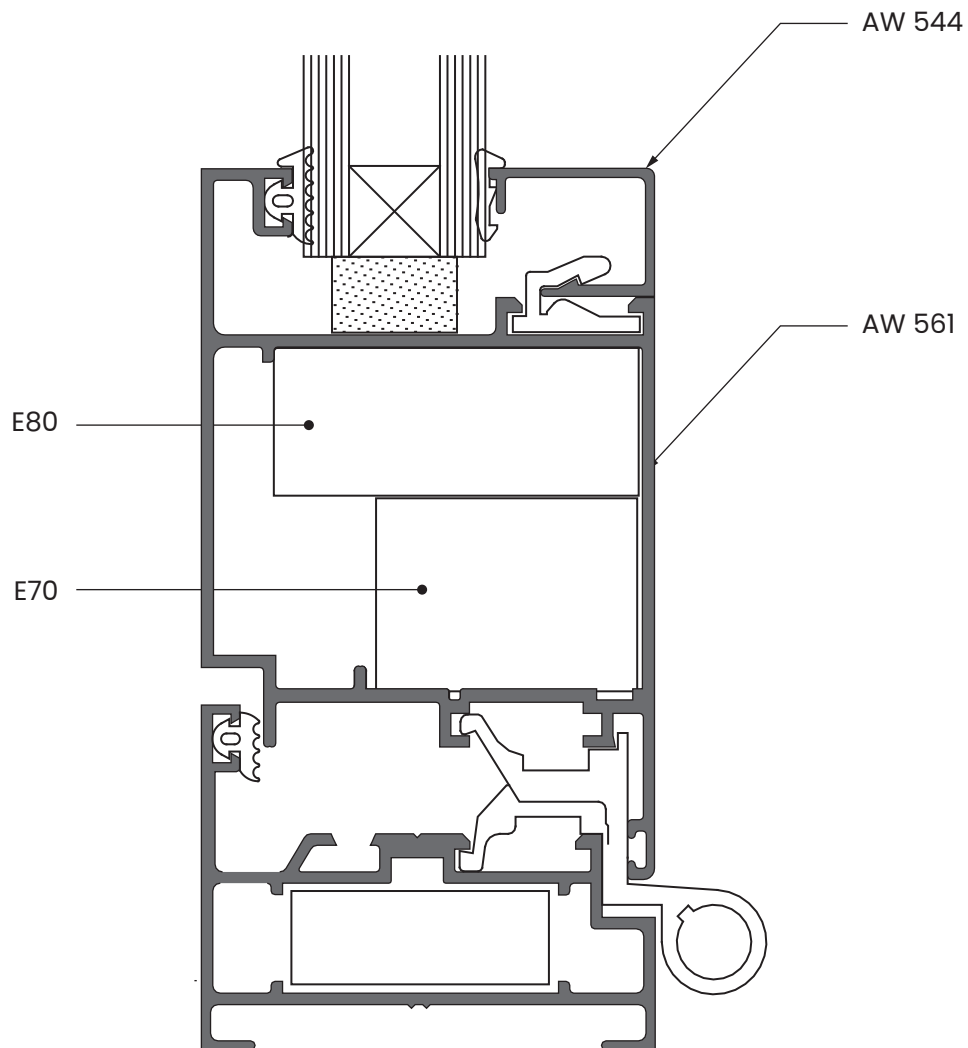
DETALLE DINTEL MARCO NO COPLANAR



DETALLE JAMBA MARCO NO COPLANAR



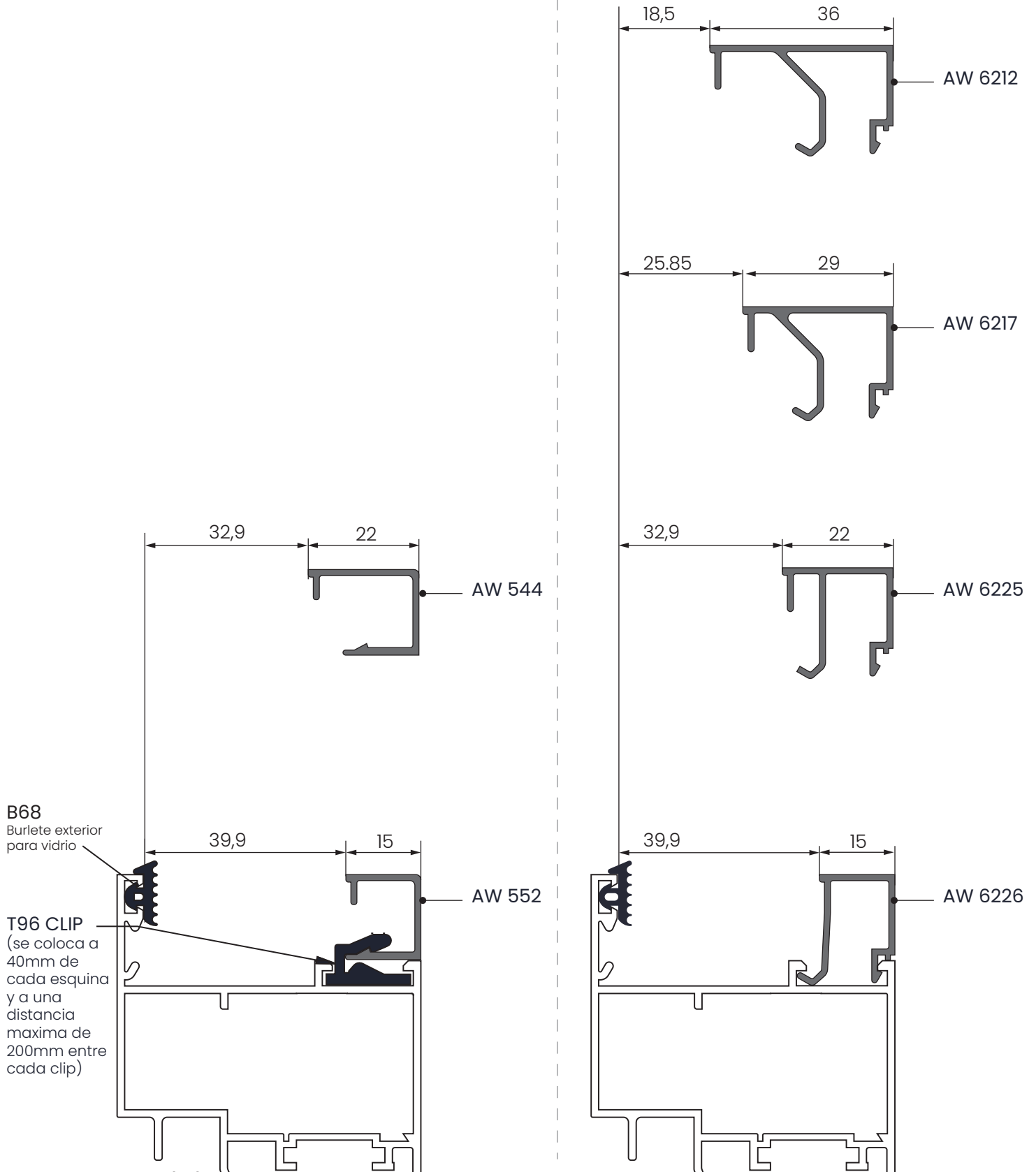
DETALLE VENTANA DE ABRIR CON HOJA DE PUERTA



DETALLE CONTRAVIDRIOS

CONTRAVIDRIOS CORTE A 45°

CONTRAVIDRIOS CORTE A 90°



ENKEL
ultra slim premium

Ventana Desplazable

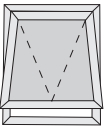
f @ AluwindSA









📍 Av. Japón 550 - Córdoba, Argentina

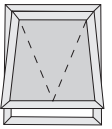
aluwind.com.ar

ALU WIND
Aluminio Extruido

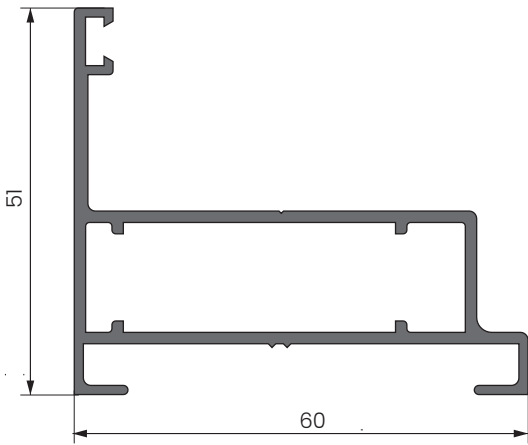
DISEÑOS
EXCLUSIVOS



| CÓDIGO | DESCRIPCIÓN | PESO Kg/m | FORMA | L. Std. |
|--------|------------------------------------|-----------|---|---------|
| AW 526 | Marco ventana desplazable | 0,837 |  | 6,2 |
| AW 525 | Hoja ventana desplazable | 1,262 |  | 6,2 |
| AW 513 | Tapa junta curvo | 0,24 |  | 6,2 |
| AW 514 | Tapa junta recto | 0,304 |  | 6,2 |
| AW 536 | Acople reforzado | 0,791 |  | 6,2 |
| AW 544 | Contra vidrio recto a 45° de 22mm | 0,192 |  | 6,2 |
| AW 552 | Contra vidrio recto a 45° de 15 mm | 0,170 |  | 6,2 |
| AW 553 | Contra vidrio recto a 45° de 4 mm | 0,141 |  | 6,2 |

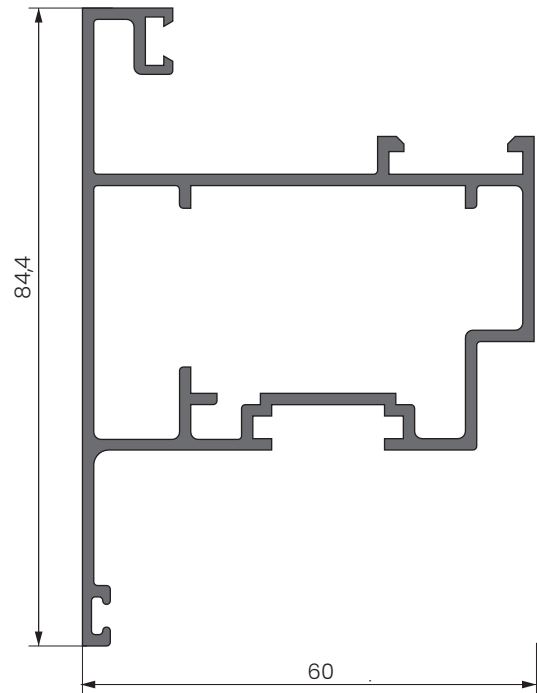


PERFILES DE VENTANA DESPLAZABLE



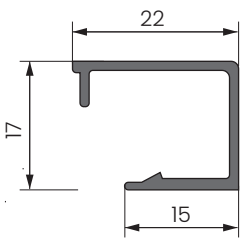
AW 526

Marco coplanar ventana desplazable
0,837 Kg/m



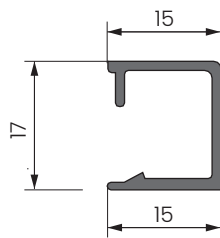
AW 525

Hoja ventana desplazable
1,262 Kg/m



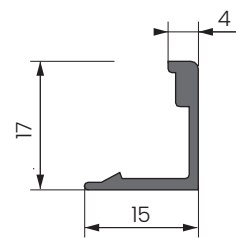
AW 544

Contravidrio de 22mm
0,192 Kg/m



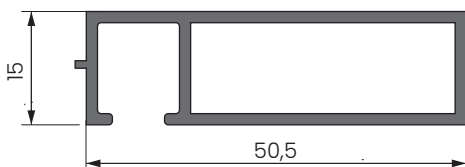
AW 552

Contravidrio de 15mm
0,170 Kg/m



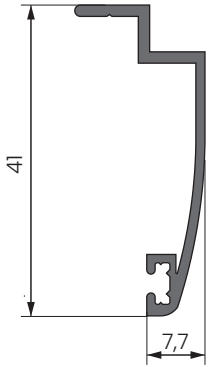
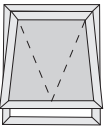
AW 553

Contravidrio de 4mm
0,141 Kg/m




AW 515

Premarco 50mm
0,523 Kg/m



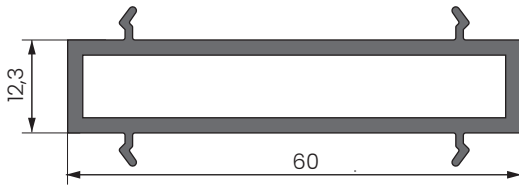
AW 513

Tapajuntas curvo
0,240 Kg/m



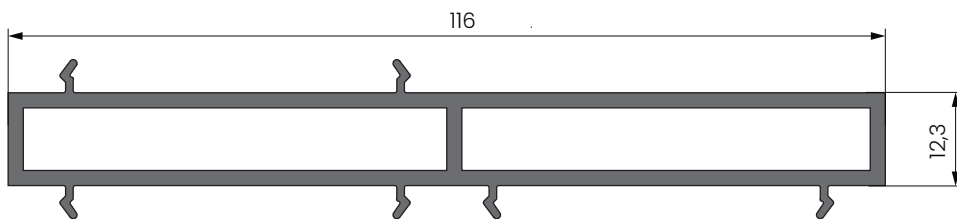
AW 514

Tapajuntas recto
0,304 Kg/m



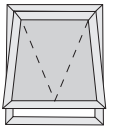
AW 536

Acople reforzado
0,791 Kg/m

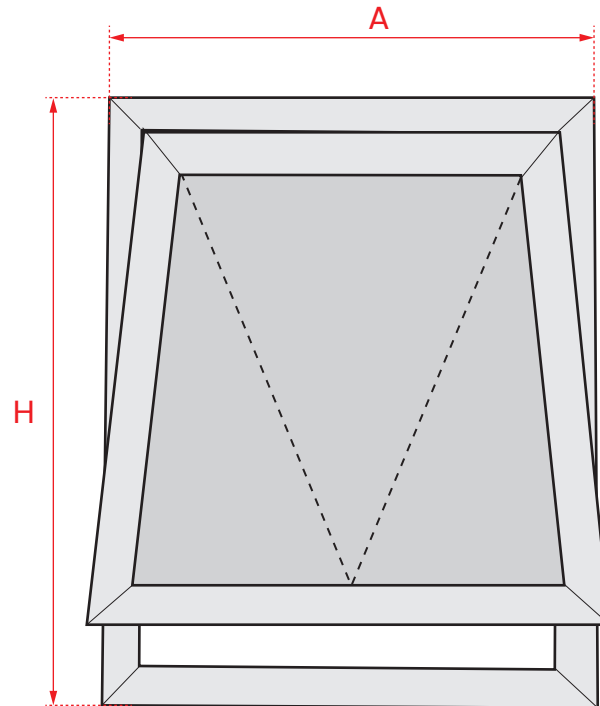


AW 603

Acople doble
1,468 Kg/m



DESCUENTOS

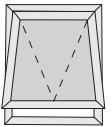


Descuentos en perfiles

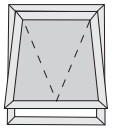
| CANT. | PERFIL | MEDIDA | DESCRIPCIÓN | CORTE |
|-------|---------|--------|------------------------------------|-----------|
| 2 | AW-515 | A+36 | Premarco dintel y zocalo | 45° - 45° |
| 2 | AW-515 | H+33 | Premarco jambas | 45° - 45° |
| 2 | AW-514 | A+70 | Dintel y zòcalo tapajuntas recto | 45° - 45° |
| 2 | AW-514 | H+70 | Jambas tapajuntas recto | 45° - 45° |
| 4 | AW-526 | A y H | Marco | 45° - 45° |
| 2 | AW-525 | A-30 | Dintel y zòcalo hojas | 45° - 45° |
| 2 | AW-525 | H-30 | Jambas de hojas | 45° - 45° |
| 2 | AW-544 | A-164 | Dintel y zòcalo contravidrio a 45° | 45° - 45° |
| 2 | AW-544 | H-164 | Jambas de contravidrio a 45° | 45° - 45° |
| 2 | AW-6225 | A-164 | Dintel y zòcalo contravidrio a 90° | 90° - 90° |
| 2 | AW-6225 | H-196 | Jambas de contravidrio a 90° | 90° - 90° |


Descuentos en vidrios

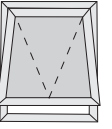
| CANT. | TIPO | ANCHO | ALTO | DESCRIPCIÓN |
|-------|--------|--------|-------|--|
| 1 | DVH/VS | A -177 | H-177 | DOBLE VIDRIADO HERMÉTICO/VIDRIO SIMPLE |



| DESCRIPCIÓN | IMAGEN | CODIGO | CANT. POR ABERTURA | MARCA |
|--------------------------------------|--------|-----------------|--------------------|-------------|
| ESCUADRA DE PREMARCOS | | E78 | 4 | MONPAT |
| ESCUADRA DE ALINRACION DE TAPAJUNTAS | | AA-107 | 4 | MONPAT |
| ESCUADRA DE HOJAS | | E-70 | 4 x HOJA | TANIT |
| ESCUADRA DE MARCOS | | AA-003 / E-83 | 4 | TANIT |
| TACO REGULADOR | | T-88 | - | FRIUL TRADE |
| CLIP PARA CONTAVIDRIO | | T-96 | 5 x M DE HOJA | GIESSE |
| BURLETE MARCO | | | | |
| BURLETE INTERIOR DOBLE CONTACTO | | B52 | - | MONPAT |
| BURLETE CUÑA | | B29 / B30 / B31 | - | LIGOM |
| BURLETE EXTERIOR PARA VIDRIO | | B68 | - | MONPAT |
| CLAPETA BOTA AGUA | | T-69 | 2 por metro | TANIT |

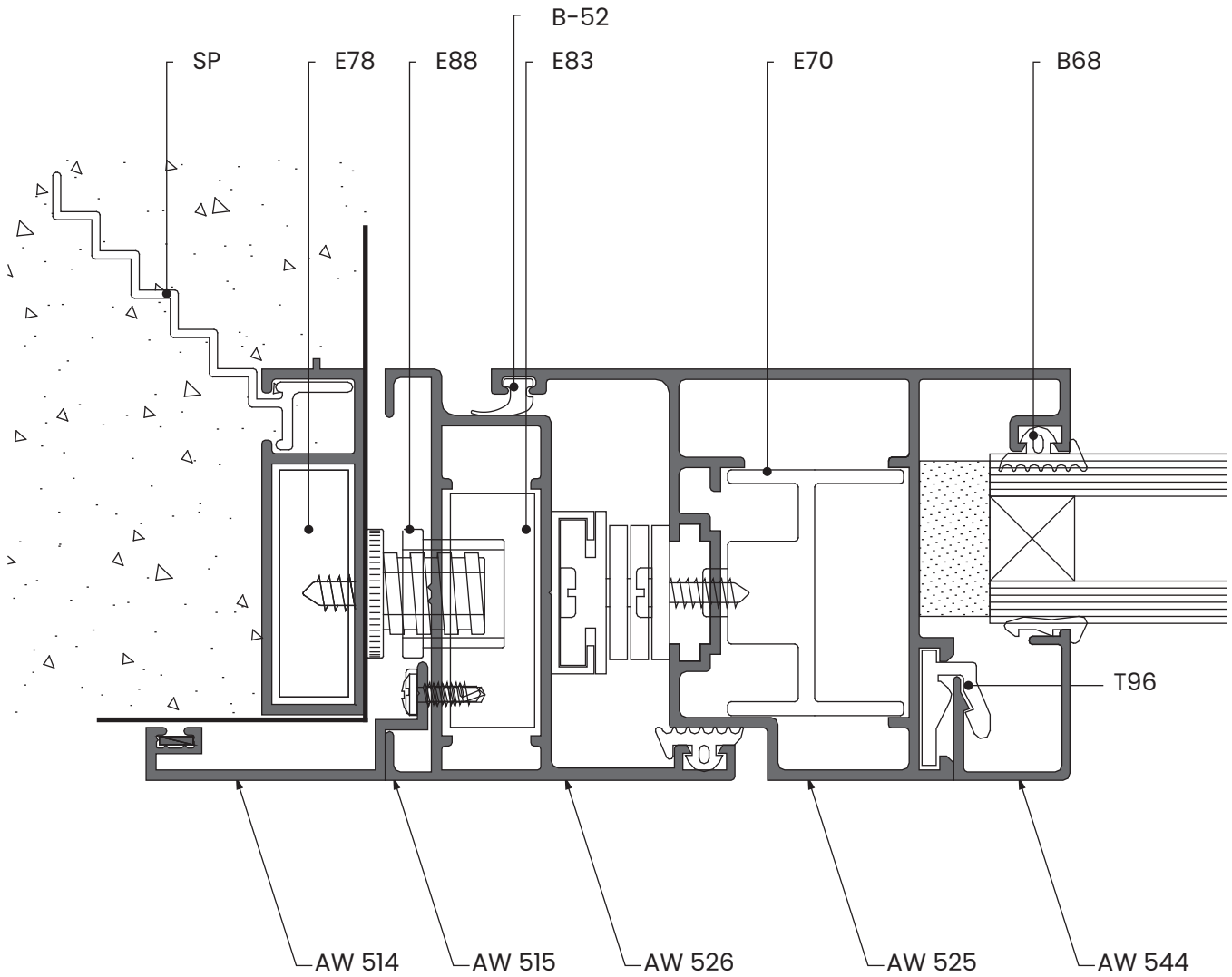


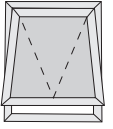
| DESCRIPCIÓN | IMAGEN | CODIGO | CANT. POR ABERTURA | MARCA |
|--|---|-----------------------------|--------------------|-------------------------------|
| CREMONA ASIA |  | 01077 | 1 | GIESSE para DESPLAZABLE |
| CIERRE A PRESION BRAVO, LINEA PRIMA SISTEMA UNIPUNTO |  | 01642N | 1 | |
| FALLEBA UNICA UNIDIREC CURSOR 35 MM SISTEMA MULTIPUNTO |  | 01164N | 1 | |
| DISPOSITIVO ARRASTRE PLETINA |  | 04099 | 1 | |
| PUNTO DE CIERRE REGULABLE |  | 04030K | 4 | |
| ENCUENTRO MURO CORTINA |  | 01266K | 4 | |
| COMPASES GS HD |  | 10" (254MM)- PAR COD.08534N | 1 par | |
| | | 12" (294MM)- PAR COD.08535N | | |
| | | 14" (355MM)- PAR COD.08536N | | |
| | | 16" (406MM)- PAR COD.08537N | | |
| | | 18" (457MM)- PAR COD.08538N | | |
| | | 20" (508MM)- PAR COD.08539N | | |
| | | 22" (558MM)- PAR COD.08540N | | |
| | | 24" (609MM)- PAR COD.08541N | | |
| 28" (711MM)- PAR COD.08542N | | | | |



DETALLE JAMBAS

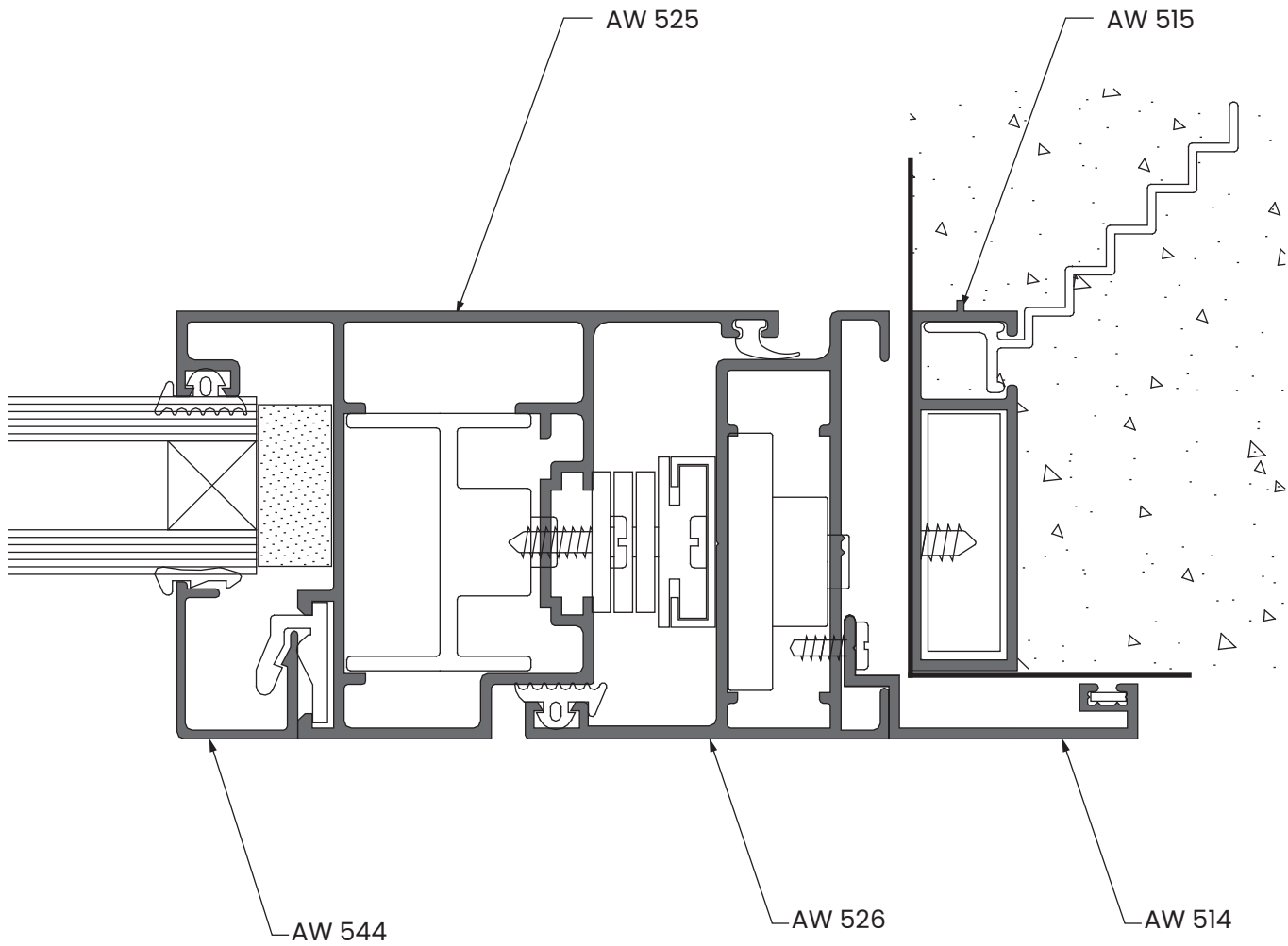
CORTE 1-2

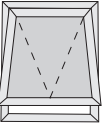




DETALLE JAMBAS

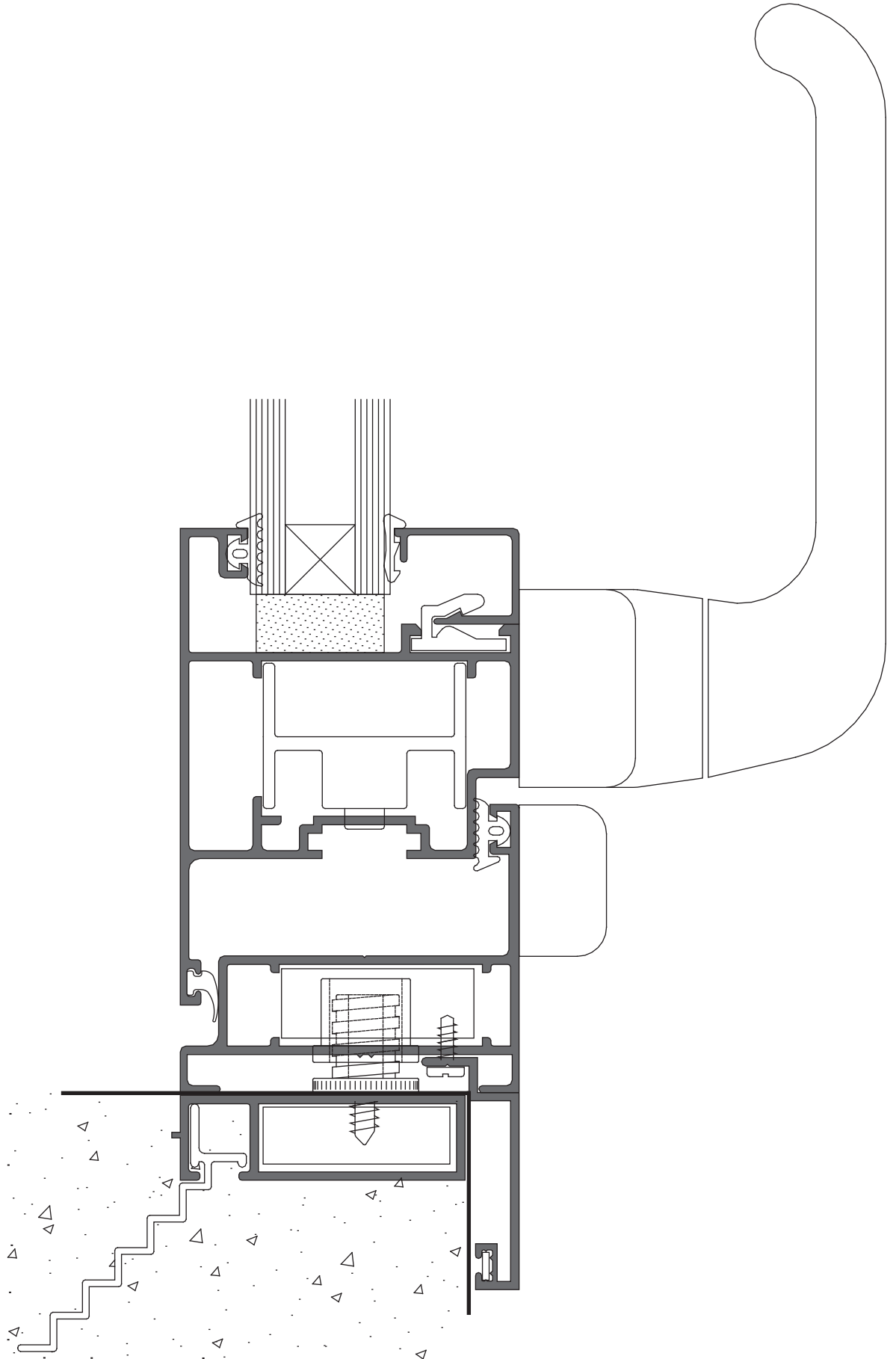
CORTE 1-2

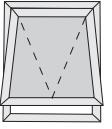




DETALLE ZOCALO

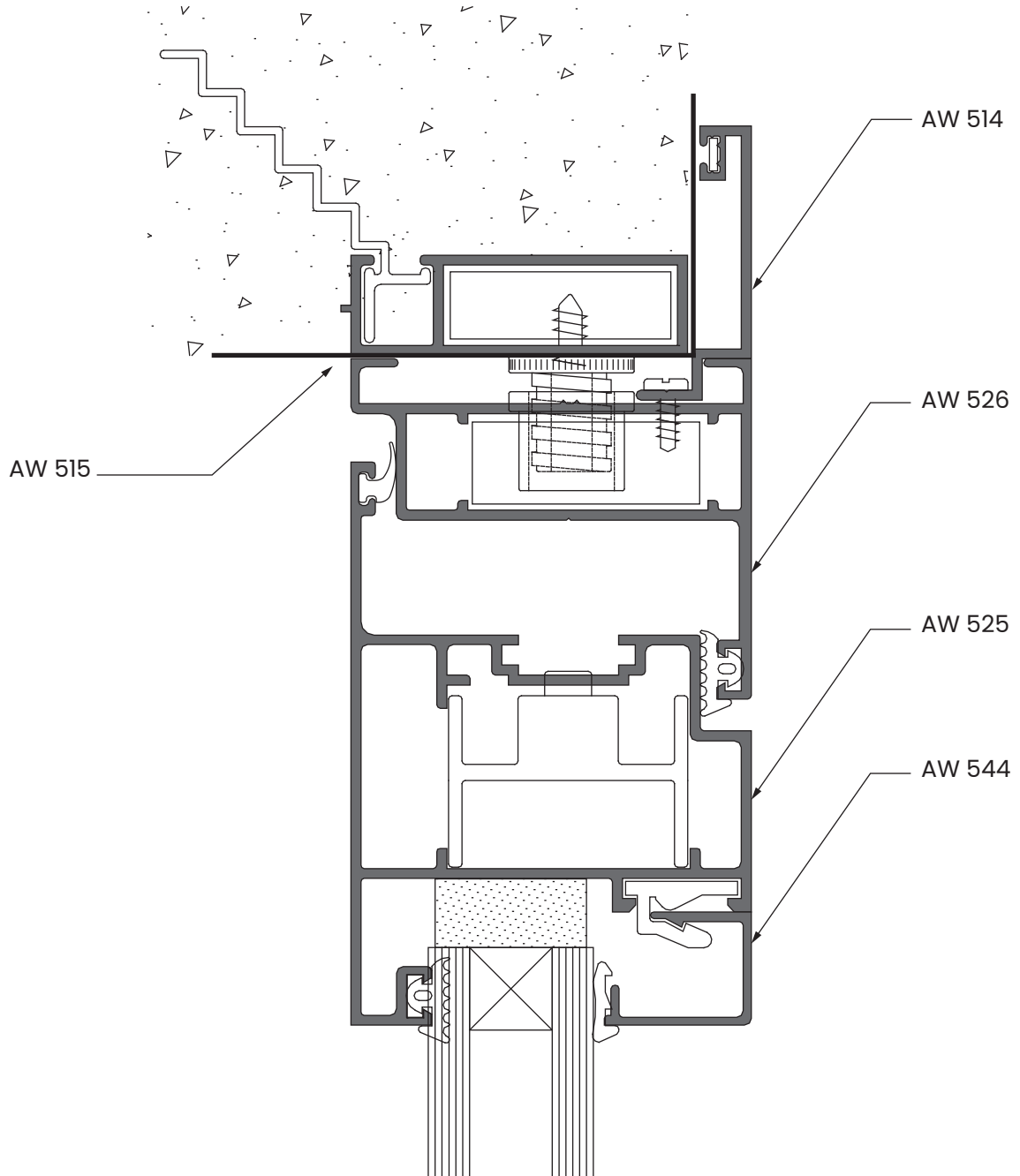
CORTE 3-4

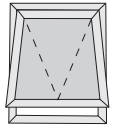




DETALLE DINTEL

CORTE 3-4

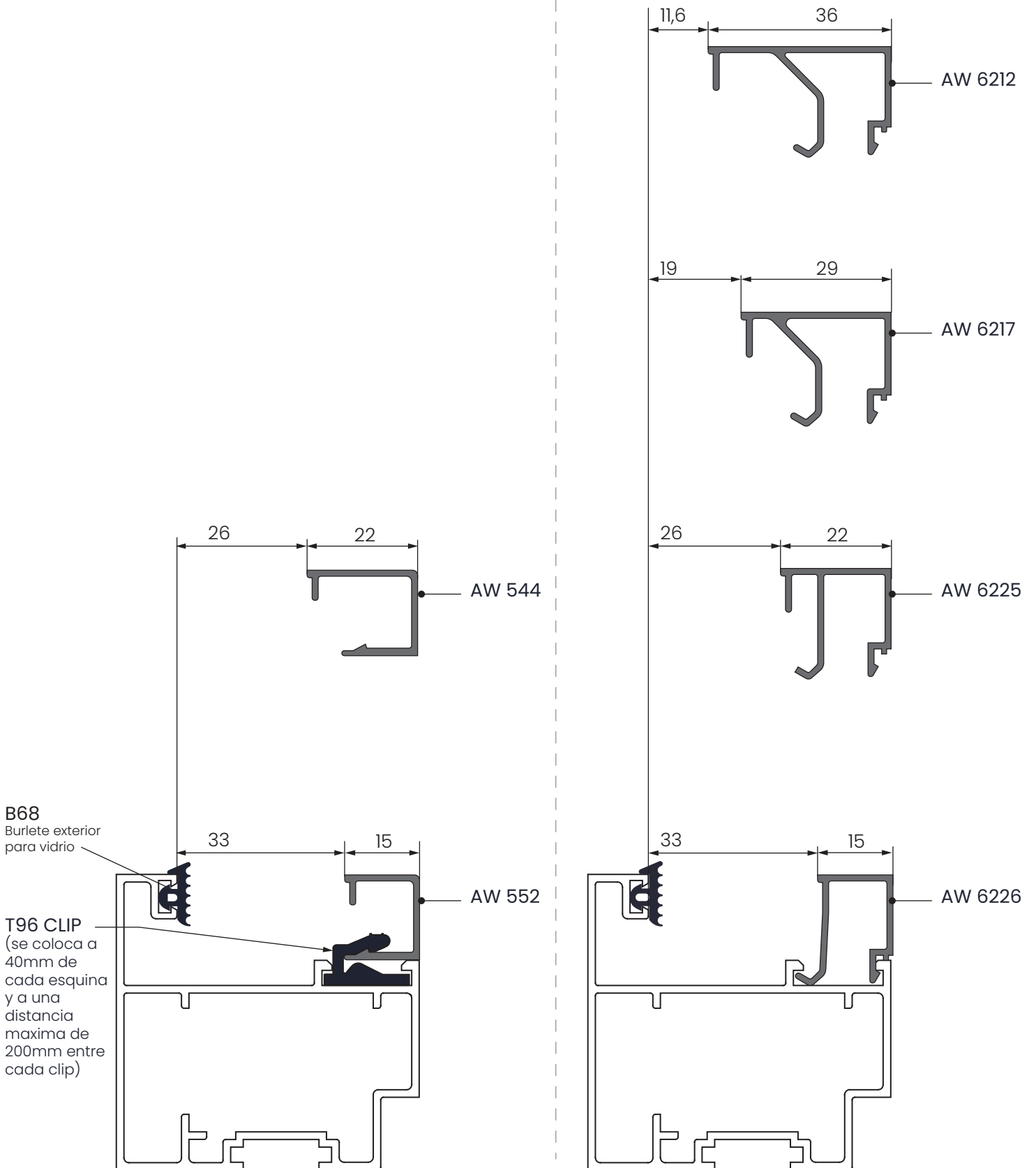




DETALLE CONTRAVIDRIOS

CONTRAVIDRIOS CORTE A 45°

CONTRAVIDRIOS CORTE A 90°



ENKEL

ultra slim premium



Puerta de Rebatir

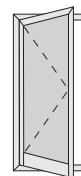
f @ AluwindSA

📍 Av. Japón 550 - Córdoba, Argentina

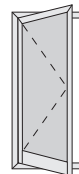
aluwind.com.ar

ALUWIND
Aluminio Extruido

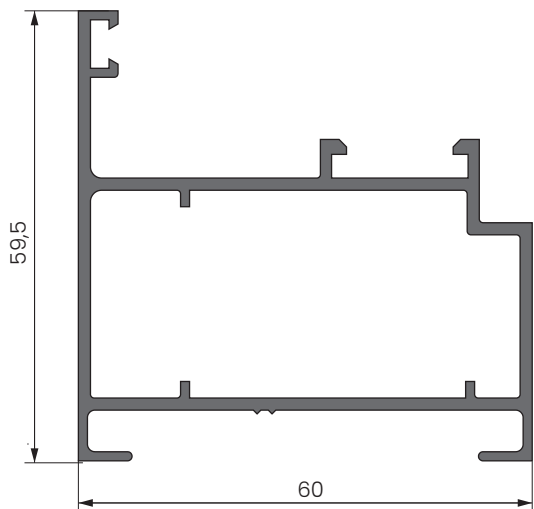
DISEÑOS
EXCLUSIVOS



| CÓDIGO | DESCRIPCIÓN | PESO Kg/m | FORMA | L. Std. |
|---------|--|-----------|-------|---------|
| AW 527 | Marco puerta de rebatir | 1,048 | | 6,2 |
| AW 530 | Travesaño puerta de rebatir | 1,806 | | 6,2 |
| AW 561 | Hoja puerta de rebatir | 1,408 | | 6,2 |
| AW 543 | Zócalo puerta de rebatir | 2,286 | | 6,2 |
| AW 529 | Inversor para puerta de abrir de dos hojas | 0,818 | | 6,2 |
| AW 635 | Umbral transitable | 0,420 | | 6,2 |
| AW 781 | Tablilla ciega | 0,874 | | 6,2 |
| AW 515 | Premarco 50 mm | 0,52 | | 6,2 |
| AW 536 | Acople reforzado | 0,791 | | 6,2 |
| AW 603 | Acople doble | 1,468 | | 6,2 |
| AW 544 | Contra vidrio recto a 45° de 22mm | 0,192 | | 6,2 |
| AW 552 | Contra vidrio recto a 45° de 15 mm | 0,170 | | 6,2 |
| AW 553 | Contra vidrio recto a 45° de 4 mm | 0,141 | | 6,2 |
| AW 6212 | Contra vidrio de 36mm | 0,315 | | 6,2 |
| AW 513 | Tapa junta curvo | 0,240 | | 6,2 |
| AW 514 | Tapa junta recto | 0,304 | | 6,2 |

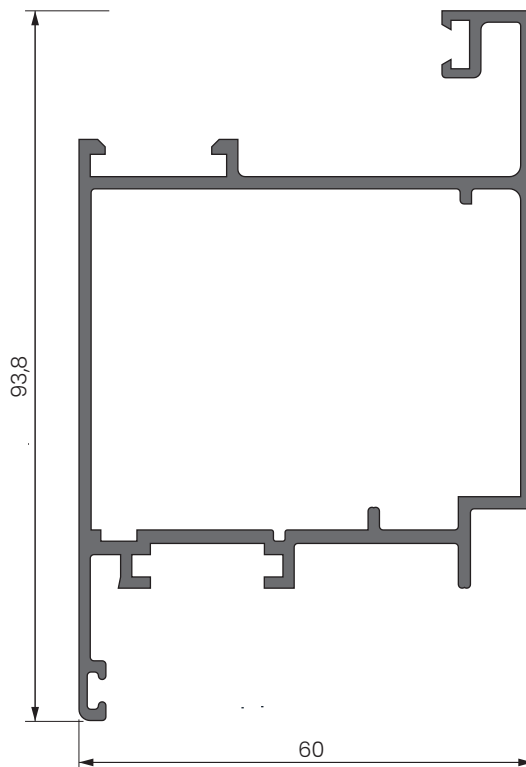


INDICE DE PERFILES ESC. 1:1



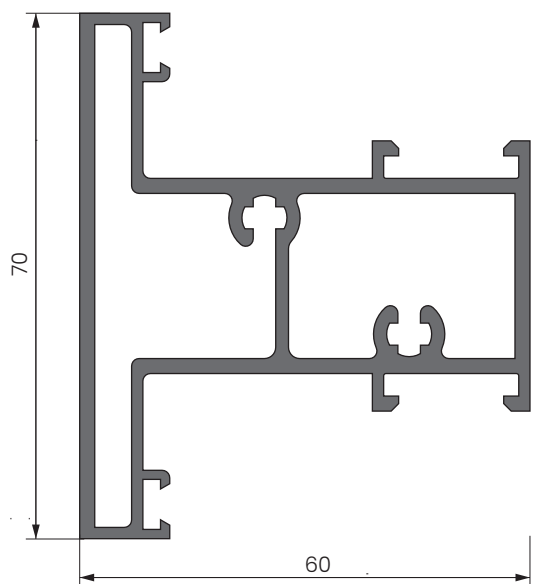
AW 527

Marco puerta de rebatir
1,048 Kg/m



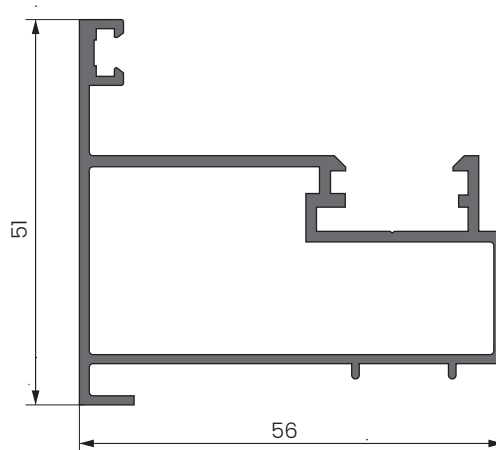
AW 561

Marco puerta de rebatir
1,408 Kg/m




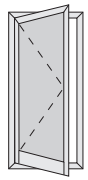
AW 530

Travesaño puerta de rebatir
1,806 Kg/m



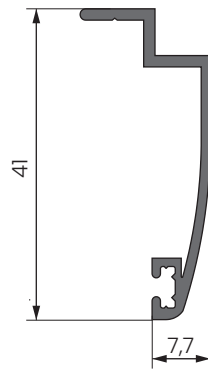
AW 529

Inversor puerta de rebatir de 2 hojas
0,818 Kg/m



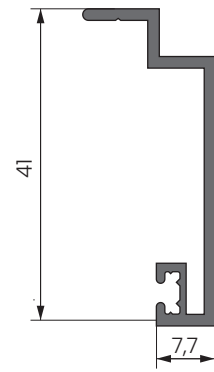
AW 543

Zócalo puerta de rebatir
2,286Kg/m



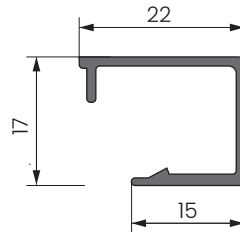
AW 513

Tapajuntas curvo
0,240 Kg/m



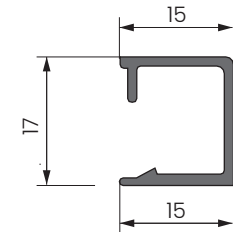
AW 514

Tapajuntas recto
0,280 Kg/m



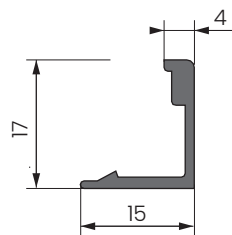
AW 544

Contra vidrio de 22mm
0,192 Kg/m



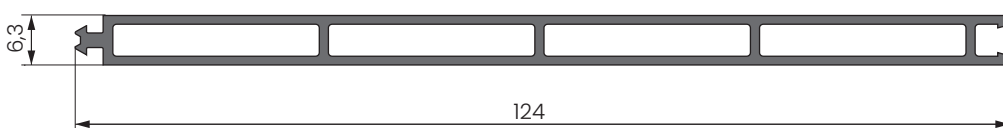
AW 552

Contra vidrio de 15mm
0,170 Kg/m



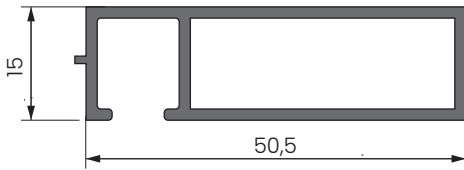
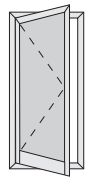
AW 553

Contra vidrio de 4mm
0,141 Kg/m



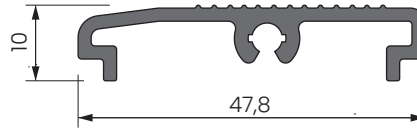
AW 781

Tablilla ciega
0,874 Kg/m



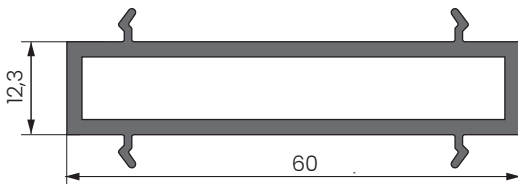
AW 515

Premarco 50mm
0,523 Kg/m



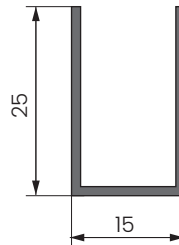
AW 635

Umbral transitable
0,420 Kg/m



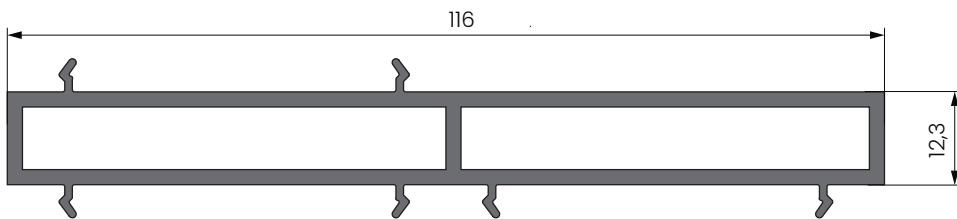
AW 536

Acople reforzado
0,791 Kg/m



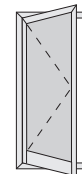
AW U15X25

Perfil U15x25
0,202 Kg/m

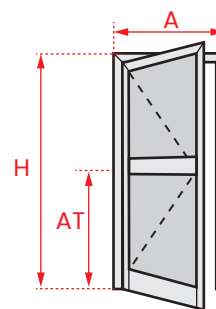
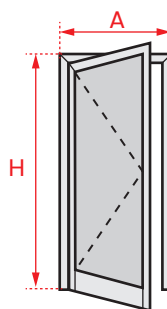


AW 603

Acople doble
1,468 Kg/m



Descuentos puerta de rebatir SIN UMBRAL



*AT = altura Al eje del travesaño

DESCUENTOS EN PERFILES

| CANT. | PERFIL | MEDIDA | DESCRIPCIÓN | CORTE |
|-------|---------|-----------|---|-----------|
| 2 | AW-515 | A+36 | Premarco dintel y zocalo | 45° - 45° |
| 2 | AW-515 | H+33 | Premarco jambas | 45° - 45° |
| 1 | AW-514 | A+70 | Dintel tapajuntas recto | 45° - 45° |
| 2 | AW-514 | H+35 | Jambas tapajuntas recto | 45° - 90° |
| 1 | AW-527 | A | Dintel marco | 45° - 45° |
| 2 | AW-527 | H | Jambas marco | 45° - 90° |
| 1 | AW-561 | A-72 | Cabezal de hojas | 45° - 45° |
| 2 | AW-561 | (A/2)-39 | Cabezal de hojas 2 hojas iguales | 45° - 45° |
| 2 | AW-561 | H-41 | Jambas de hojas | 45° - 90° |
| 1 | AW-543 | A-226 | Zócalo | 90° - 90° |
| 2 | AW-6225 | A-226 | Dintel y zocalo contravidrio a 90 | 90° - 90° |
| 2 | AW-6225 | (A/2)-192 | Dintel y zocalo contravidrio a 90 2 hojas iguales | 90° - 90° |
| 2 | AW-6225 | H -282 | Jambas contravidrio a 90 | 90° - 90° |
| 2 | AW-544 | A-226 | Dintel y zocalo contravidrio a 45 | 45° - 45° |
| 2 | AW-544 | (A/2)-192 | Dintel y zocalo contravidrio a 45 2 hojas iguales | 45° - 45° |
| 2 | AW-544 | H -248 | Jambas contravidrio a 45 | 45° - 45° |

Descuentos de contravidrios puerta con travesaño AW 530

*AT = altura al eje del travesaño

| | | | | |
|---|---------|-----------|------------------------------------|-----------|
| 1 | AW-530 | A-226 | Travesaño | 90° - 90° |
| 2 | AW-6225 | AT-188 | Contravidrio 90° en altura: | 90° - 90° |
| 2 | AW-6225 | H-AT -165 | Jambas contravidrio a 90° | 90° - 90° |
| 2 | AW-544 | AT-154 | Dintel y zocalo contravidrio a 45° | 45° - 45° |
| 2 | AW-544 | H-AT -131 | Jambas contravidrio a 45° | 45° - 45° |

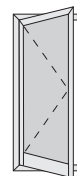
DESCUENTOS EN VIDRIOS

| CANT. | TIPO | ANCHO | ALTO | DESCRIPCIÓN |
|-------|--------|--------|-------|--|
| 1 | DVH/VS | A -238 | H-261 | DOBLE VIDRIADO HERMÉTICO/VIDRIO SIMPLE |

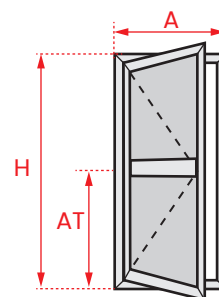
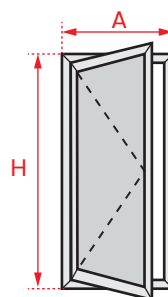
Descuentos de vidrios- Puerta con travesaño aw 530

*AT = altura al eje del travesaño

| | | | | |
|---|--------|-----------|-------|---------------------------|
| 1 | VS/DVH | AT -166 | H-261 | ALTURA DE VIDRIO INFERIOR |
| 1 | VS/DVH | H-AT -143 | H-261 | ALTURA DE VIDRIO SUPERIOR |



Descuentos puerta de rebatir **CON UMBRAL**



*AT = altura Al eje del travesaño

DESCUENTOS EN PERFILES

| CANT. | PERFIL | MEDIDA | DESCRIPCIÓN | CORTE |
|-------|---------|-----------|---|-----------|
| 2 | AW-515 | A+36 | Premarco dintel y zocalo | 45° - 45° |
| 2 | AW-515 | H+33 | Premarco jambas | 45° - 45° |
| 1 | AW-514 | A+70 | Dintel tapajuntas a 45° | 45° - 45° |
| 2 | AW-514 | H+35 | Jambas tapajuntas recto | 45° - 90° |
| 2 | AW-527 | A | Dintel y zòcalo marco | 45° - 45° |
| 2 | AW-527 | H | Jambas de marco | 45° - 45° |
| 2 | AW-561 | A-72 | Cabezal y zòcalo de hojas | 45° - 45° |
| 4 | AW-561 | (A/2)-39 | Cabezal y zòcalo de hojas 2 hojas iguales | 45° - 45° |
| 2 | AW-561 | H-72 | Jambas de hojas | 45° - 45° |
| 2 | AW-6225 | A-226 | Dintel y zocalo contravidrio a 90 | 90° - 90° |
| 4 | AW-6225 | (A/2)-192 | Dintel y zocalo contravidrio a 90 2 hojas iguales | 90° - 90° |
| 2 | AW-6225 | H -282 | Jambas contravidrio a 90 | 90° - 90° |
| 2 | AW-544 | A-226 | Dintel y zocalo contravidrio a 45 | 45° - 45° |
| 4 | AW-544 | (A/2)-192 | Dintel y zocalo contravidrio a 45 2 hojas iguales | 45° - 45° |
| 2 | AW-544 | H -248 | Jambas contravidrio a 45 | 45° - 45° |

Descuentos de contravidrios puerta con travesaño AW 530

*AT = altura al eje del travesaño

| | | | | |
|---|---------|-----------|------------------------------------|-----------|
| 1 | AW-530 | A-226 | Travesaño | 90° - 90° |
| 2 | AW-6225 | AT-165 | Contravidrio 90° en altura: | 90° - 90° |
| 2 | AW-6225 | H-AT -165 | Jambas contravidrio a 90° | 90° - 90° |
| 2 | AW-544 | AT-131 | Dintel y zocalo contravidrio a 45° | 45° - 45° |
| 2 | AW-544 | H-AT -131 | Jambas contravidrio a 45° | 45° - 45° |

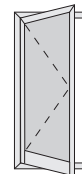
DESCUENTOS EN VIDRIOS

| CANT. | TIPO | ANCHO | ALTO | DESCRIPCIÓN |
|-------|--------|--------|-------|--|
| 1 | DVH/VS | A -238 | H-238 | DOBLE VIDRIADO HERMÉTICO/VIDRIO SIMPLE |

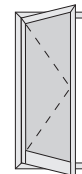
Descuentos de vidrios- Puerta con travesaño aw 530

*AT = altura al eje del travesaño

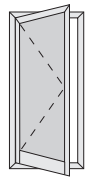
| | | | | |
|---|--------|-----------|-------|---------------------------|
| 1 | VS/DVH | AT -143 | H-238 | ALTURA DE VIDRIO INFERIOR |
| 1 | VS/DVH | H-AT -165 | H-238 | ALTURA DE VIDRIO SUPERIOR |



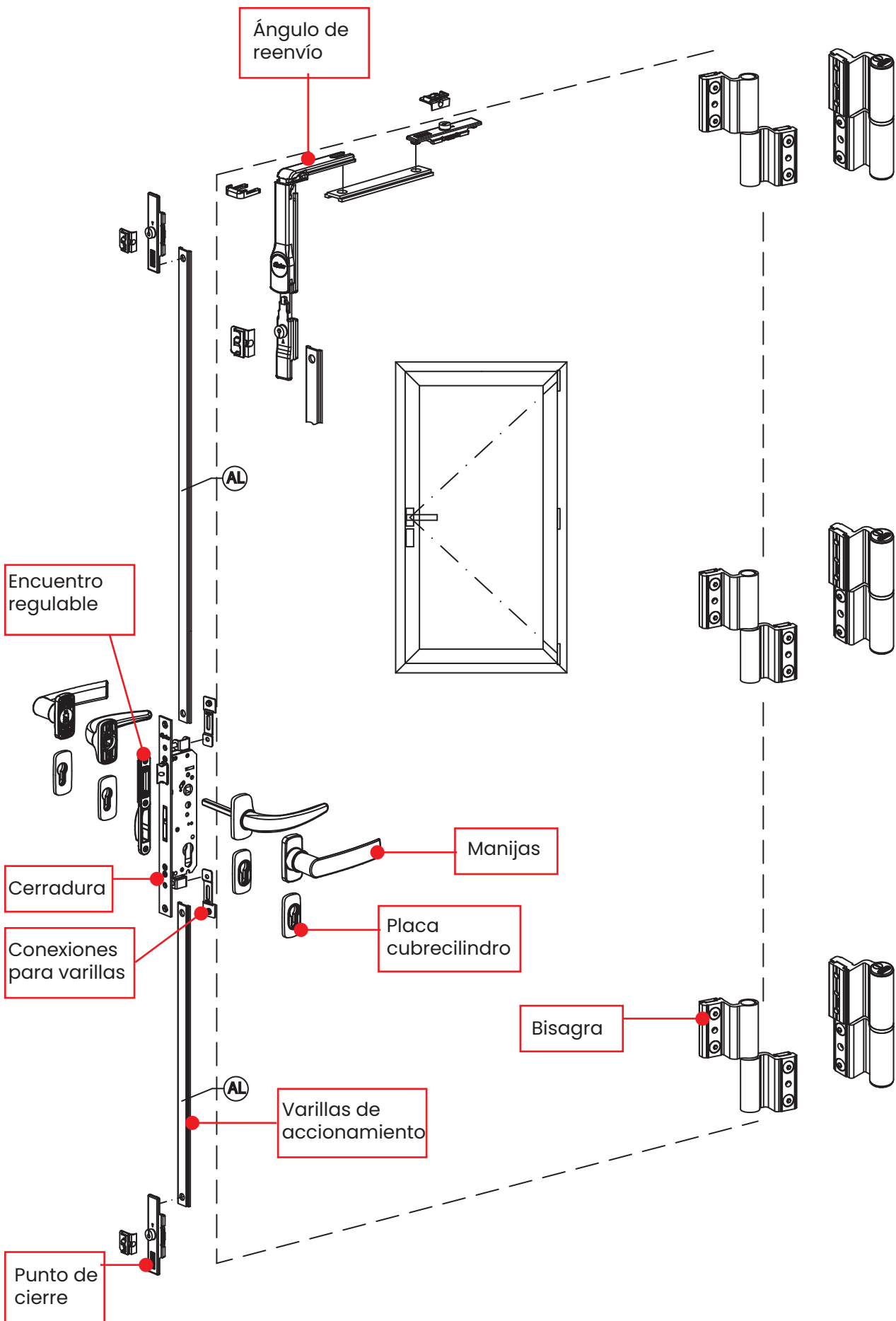
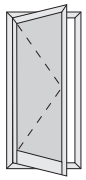
| DESCRIPCIÓN | IMAGEN | CODIGO | CANT. POR ABERTURA | MARCA |
|--|--------|---|--------------------|--------------------------------|
| TAPA SUPERIOR E INFERIOR DE INVERSOR DE HOJAS DE PUERTA AW529 <i>Paquete por 2 unidades</i> | | T529B (blanco) T529N (negro) T529G (gris) | 1 par | ALUWIND PEDIDOS WEB! |
| ESCUADRA DE PREMARCOS | | E78 | 2 | MONPAT |
| ESCUADRA DE ALINRACION DE TAPAJUNTAS | | AA-107 | 2 | MONPAT |
| ESCUADRA DE MARCO | | E-70 | 2 | TANIT |
| ESCUADRA DE HOJAS | | E-70 | 2 x HOJA | TANIT |
| ESCUADRA SUPLEMENTARIA HOJA PUERTA DE REBATIR | | E-80 | 2 x HOJA | TANIT MONPAT |
| TACO REGULADOR | | T-88 | - | FRIUL TRADE |
| CLIP PARA CONTAVIDRIO | | T-96 | 5 x M DE HOJA | GIESSE |
| BURLETE MARCO | | | | |
| BURLETE INTERIOR DOBLE CONTACTO | | B52 | - | MONPAT |
| BURLETE CUÑA | | B29 / B30 / B31 | - | LIGOM |
| BURLETE EXTERIOR PARA VIDRIO | | B68 | - | MONPAT |
| BURLETE HERMETICIDAD DOBLE CONTACTO | | B67 | - | MONPAT |
| TAPA TORNILLOS REBATIR | | T-100 | - | TANIT |

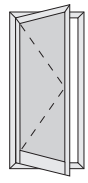


| DESCRIPCIÓN | IMAGEN | CODIGO | CANT. POR ABERTURA | MARCA |
|---|--------|--------|--------------------|--|
| MANIJA KORA | | 02563 | 1 par | GIESSE para PUERTA DE REBATIR |
| MANIJA PRIMA | | 02792 | 1 par | |
| BISAGRA BRIDGE 2 3° HOJA | | 00601N | 3 | |
| BISAGRA DOMINA HP 2 ALAS 05160V 62,5MM | | 05160V | 2 | |
| CONTRAPLACAS FIJACION 2 ALAS | | 05200 | 2 | |
| CERRADURA PARA CIERRE PERIMETRAL E=35 MM CON CONEX. | | 04646 | 1 | |
| CONTRAFRENTE REGULABLE, CERRADERO | | 04655 | 1 | |
| TERMINAL REGULABLE | | 02188K | 1 | |
| RECIBIDOR DE PISO | | 02183 | 1 | |
| ENCUENTRO PLET.3°P. CIERRE | | 01322 | 1 | |
| ANGULO DE REENVIO GAGS. | | 04019K | 1 | |
| CIERRE ANTIEFRACCION | | 04031K | 1 | |



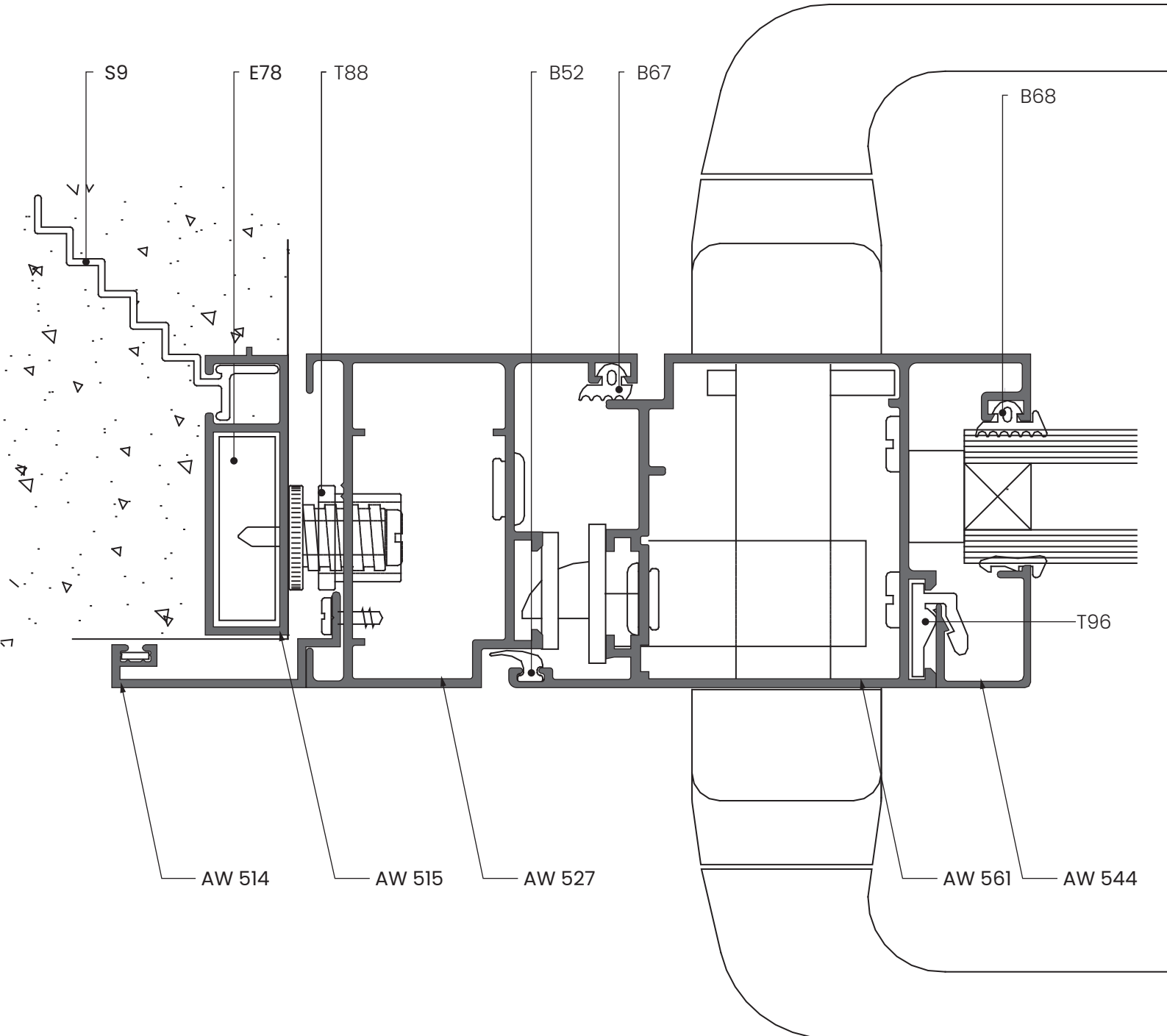
| DESCRIPCIÓN | IMAGEN | CODIGO | CANT. POR ABERTURA | MARCA |
|--|--------|---------|-----------------------------------|---------------------------------------|
| MANIJA HORUS MIDI DOBLE BALANCIN | | 2053iA | 1 | FAPIM para PUERTA DE REBATIR |
| MANIJA HERA DOBLE BALANCIN | | 2041 | 1 | |
| PLACA CUBRECILINDRO | | 2100B | 2 | |
| PLACA CUBRECILINDRO HORUS MIDI | | 2100C | 2 | |
| CILINDRO CERRADURA EGO 85 MM (30+55) | | 2755BG | 1 | |
| CERRADURA EGO UN PUNTO DE CIERRE | | 2501B/C | 1 | |
| CONEXIONES PARA VARILLAS | | 2628 | 1 | |
| ENCUENTRO REGULABLE PARA CÁMARA EUROPEA | | 2620 | 1 | |
| ENCUENTRO REGULABLE PARA PERFILES SIN CANAL O CÁMARA EUROPEA | | 2618 | 1 | |
| PUNTO DE CIERRE SUPLEMENTARIO INTERMEDIO REGULABLE | | 1585 | 2 con agulo de reenvio lleva 3 | |
| BISAGRA VENICE BABY PARA PERFILES COPLANARES | | 5603T | 3 | |
| BISAGRA MONZA | | 5671T | 3 | |
| ANGULIO DE REENVIO | | 1515A | 1 | |

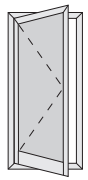




JAMBAS

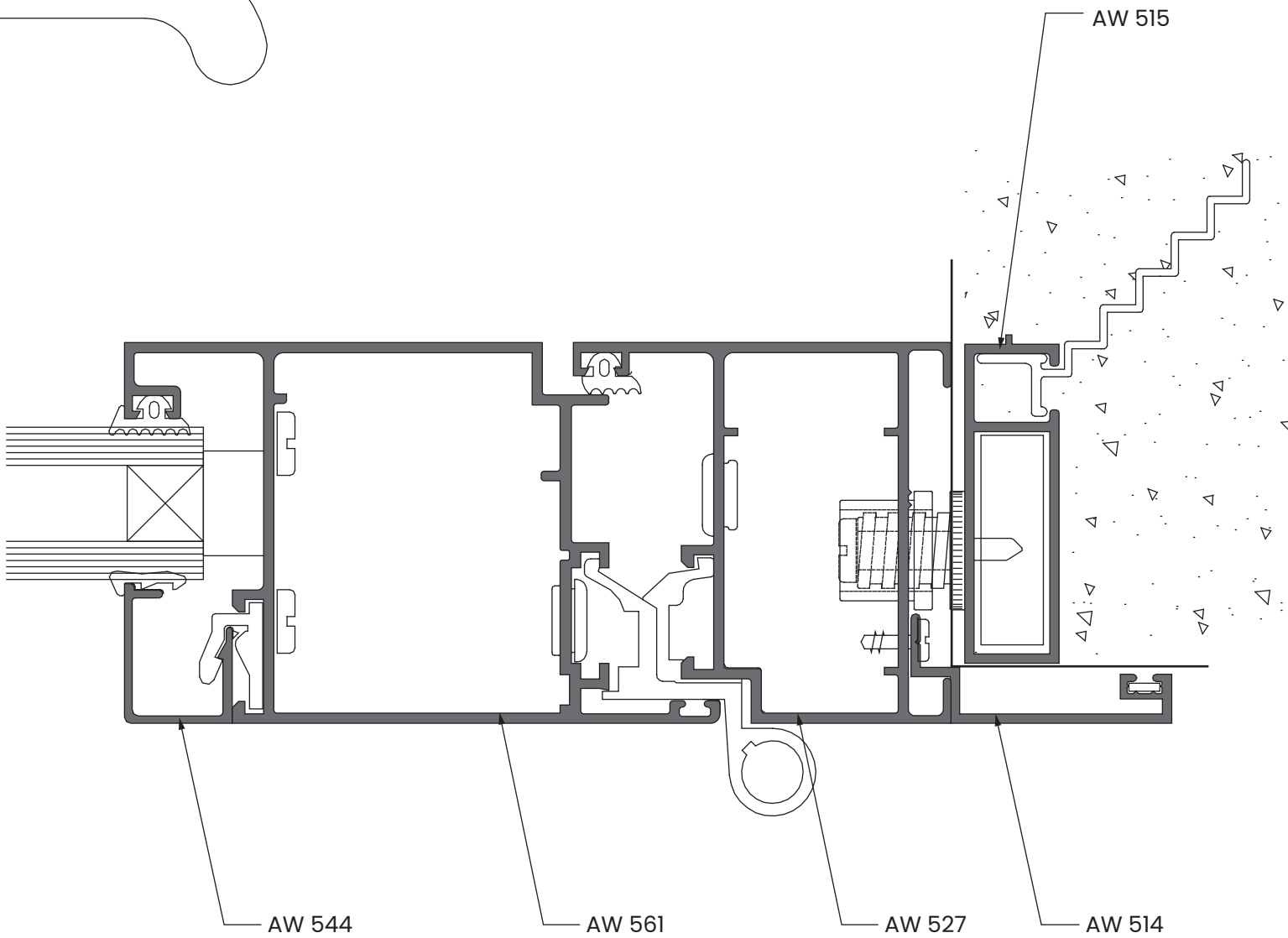
CORTE 1-2

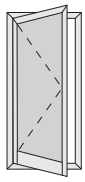




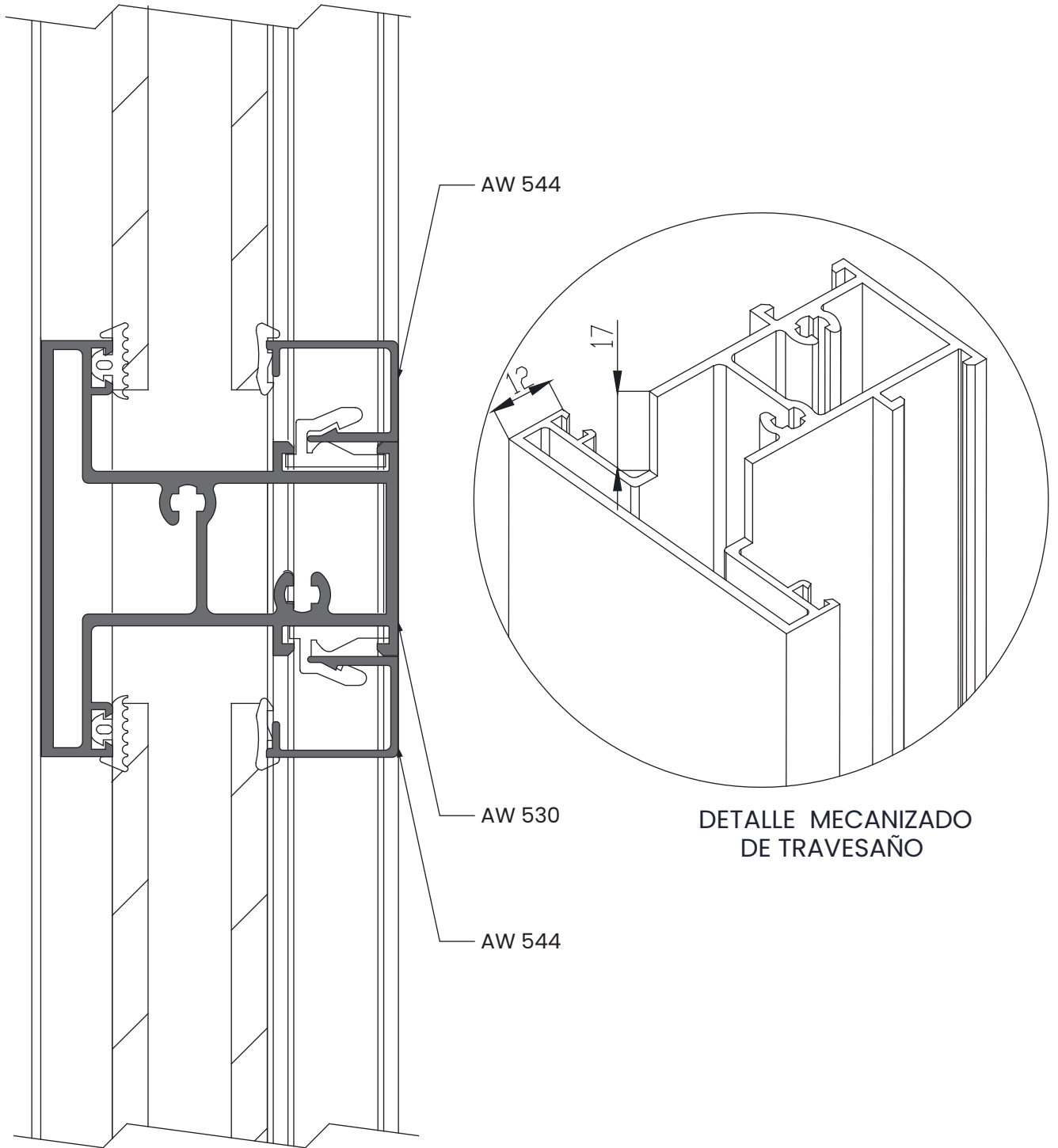
JAMBAS

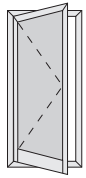
CORTE 1-2





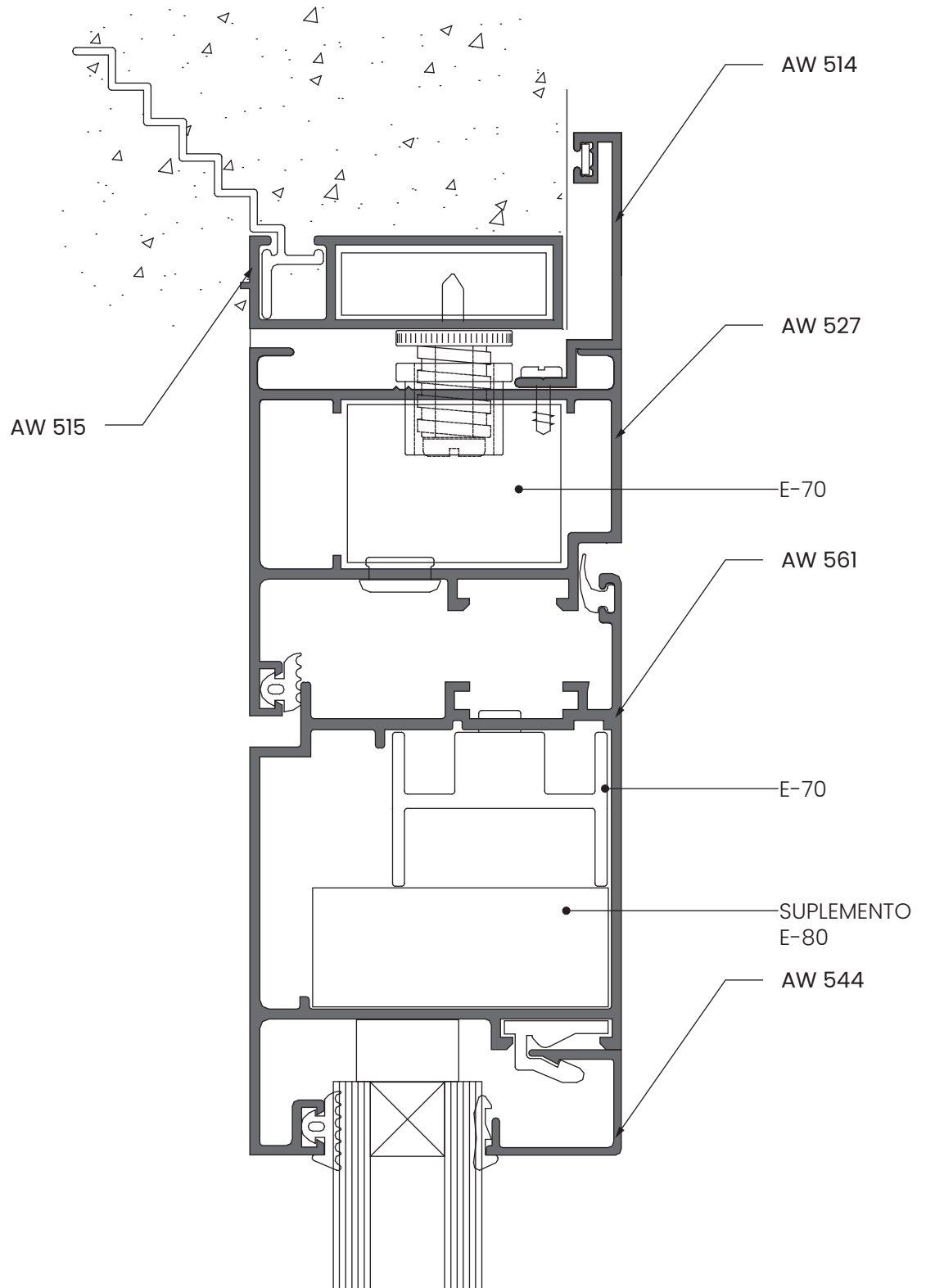
DETALLE TRAVESAÑO

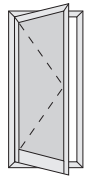




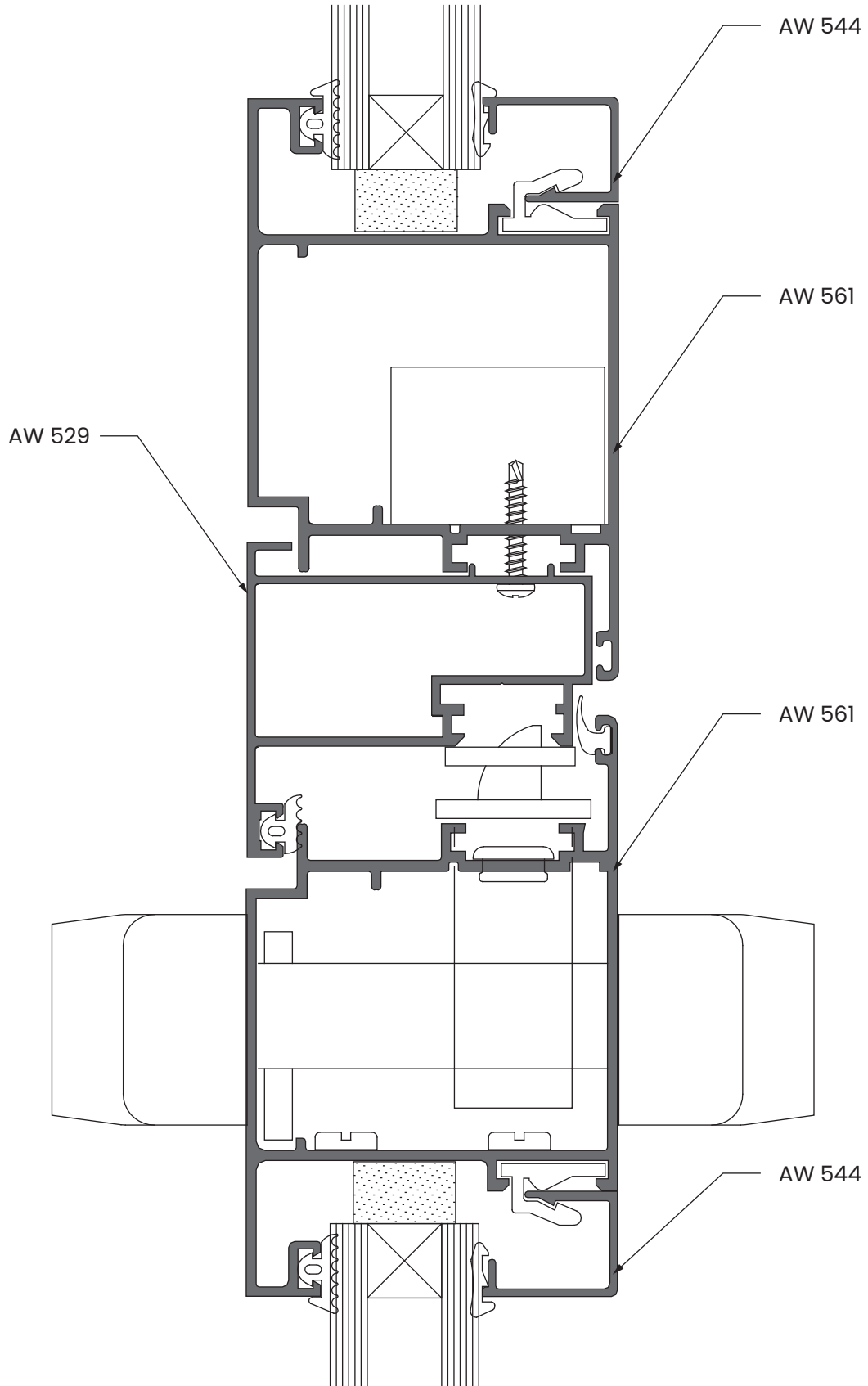
DETALLE DINTEL

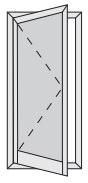
CORTE 3-4



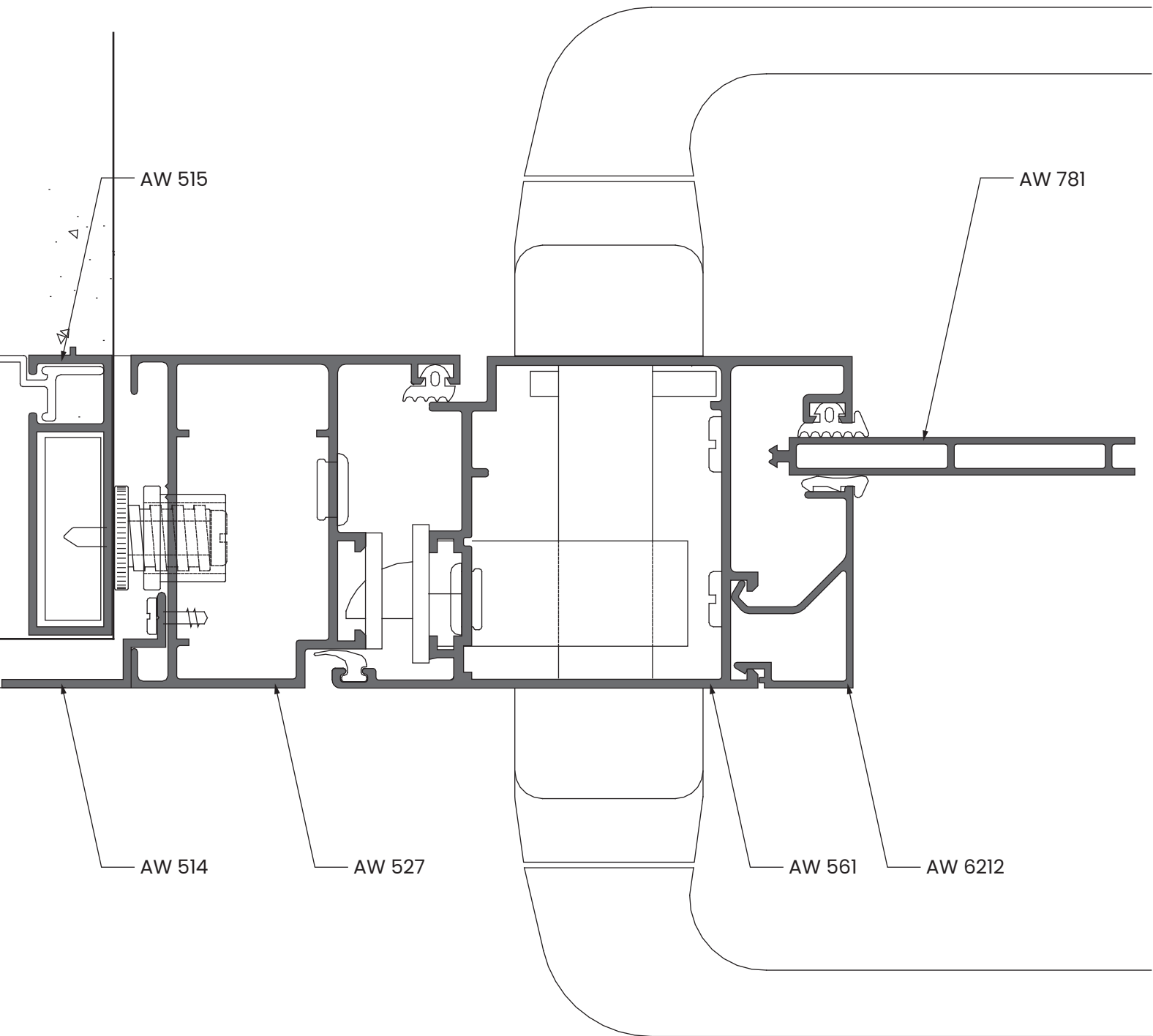


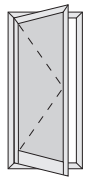
DETALLE PUERTA DE DOS HOJAS CON INVERSOR



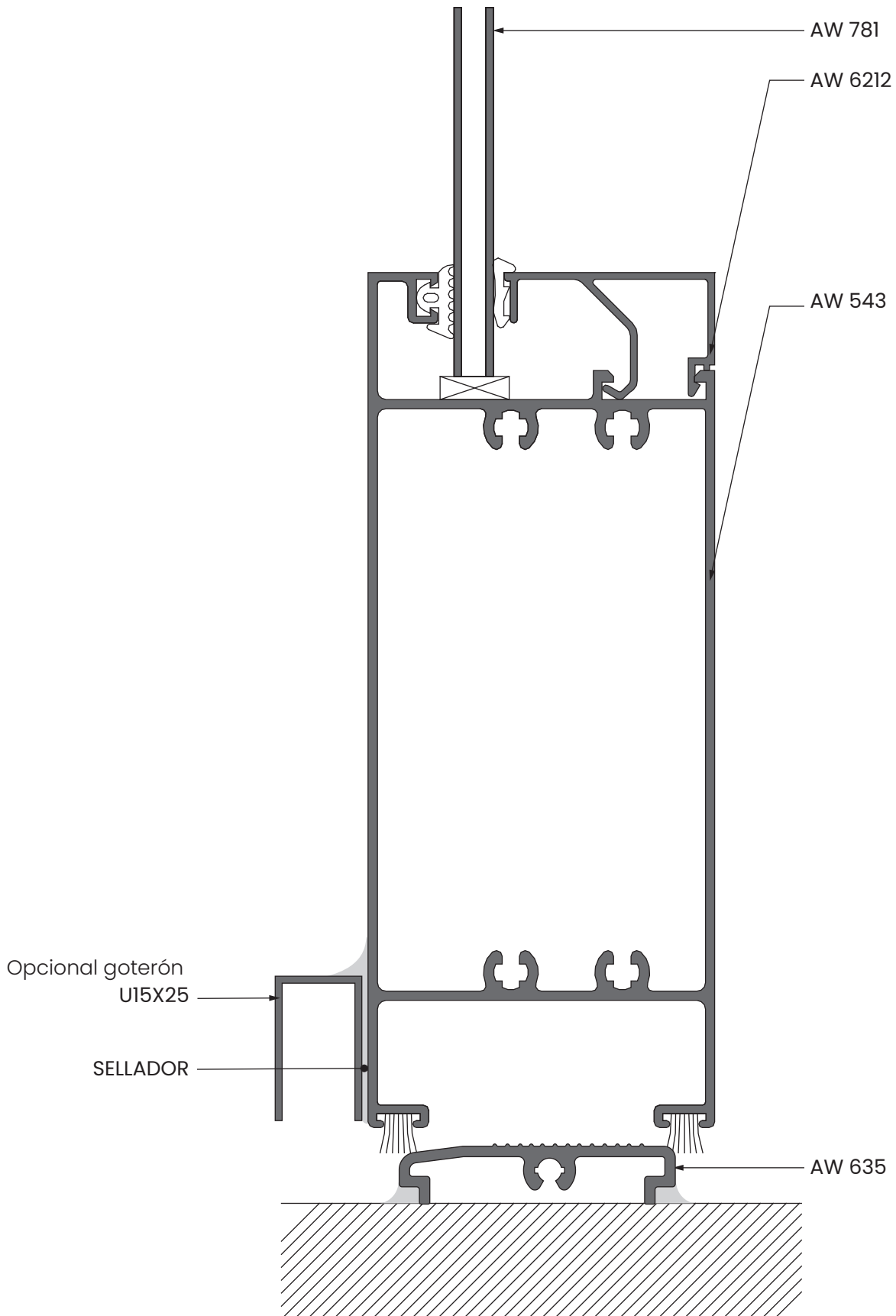


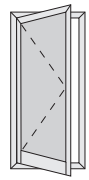
DETALLE PUERTA CON TABLILLA CIEGA





DETALLE PUERTA CON TABLILLA CIEGA

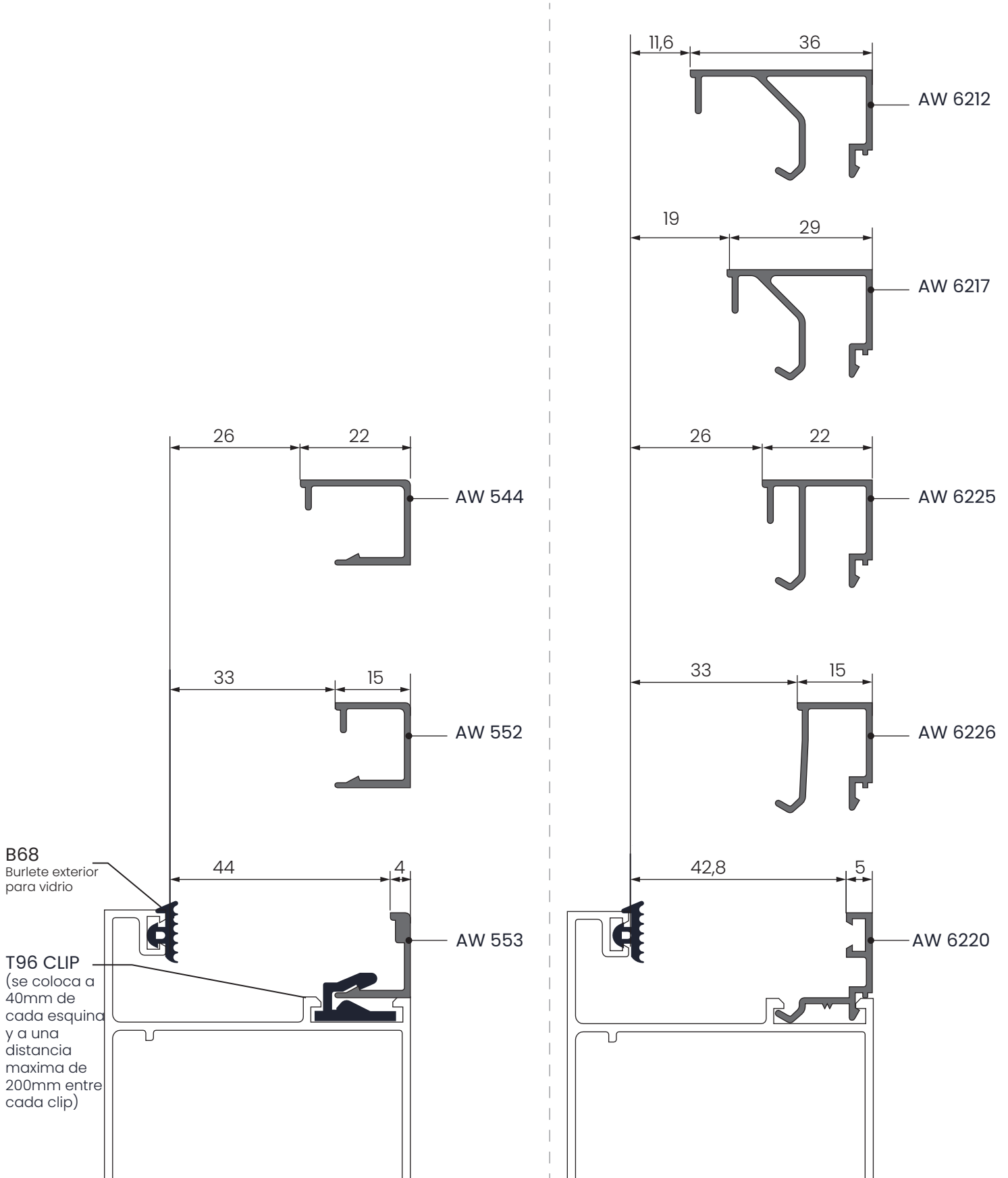


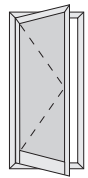


DETALLE CONTRAVIDRIOS

CONTRAVIDRIOS CORTE A 45°

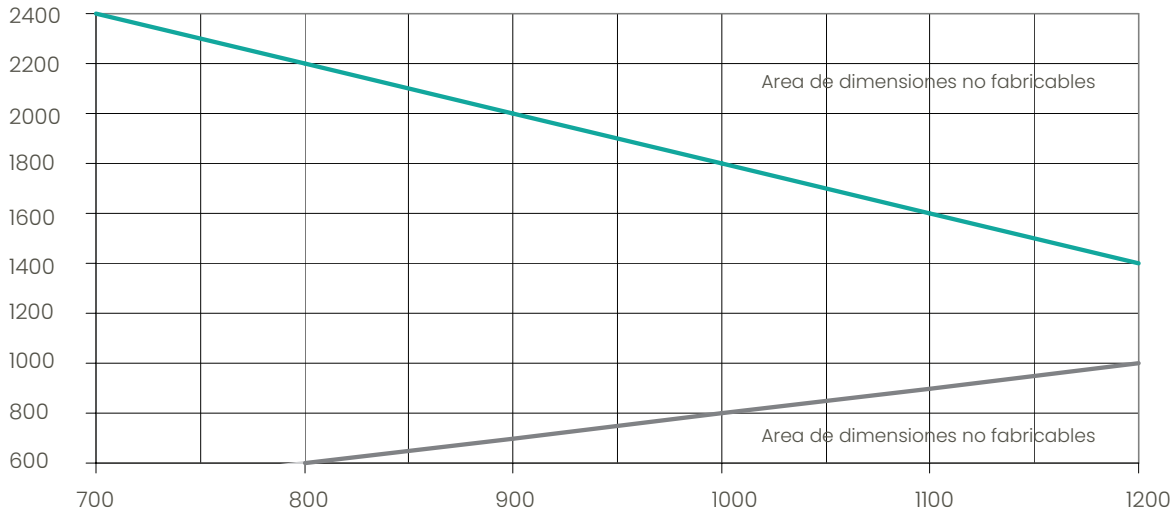
CONTRAVIDRIOS CORTE A 90°





DIMENSIONES DE FABRICACION

Ventana de abrir



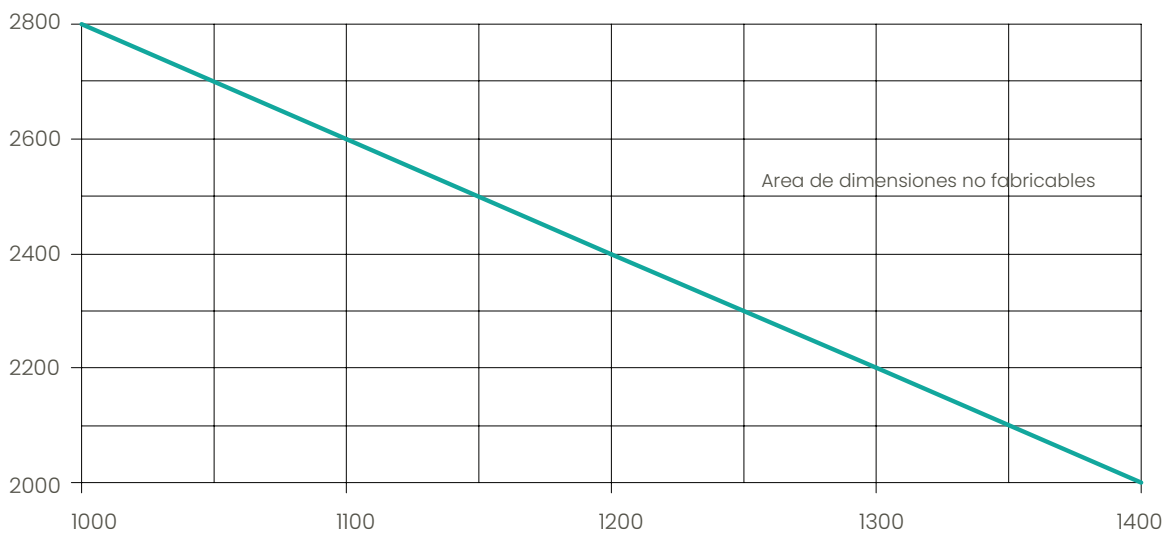
Ventana de abrir:

Para alto máx. 1600 hasta ancho 1000, utilizar 2 bisagras H61 (75 kg). Para más de 1000, utilizar 2 bisagras H62 (75 kg).

Para alto máx. 2400 hasta ancho 1000, utilizar 3 bisagras H61 (85 kg). Para más de 1000, utilizar 3 bisagras H62 (85 kg)

Ventana oscilobatiente: peso máximo y dimensión mínima consultar con el fabricante del mecanismo

Puerta de rebatir



Puerta de rebatir:

Hasta ancho 1000 utilizar 3 bisagras H61 (85 kg) ó 3 bisagras H103 (120 kg). Para más de 1000, utilizar 3 bisagras H62 (85 kg) ó 3 bisagras H104 (140 kg).

Puerta vaivén: consultar con el fabricante de caja de piso por el peso máximo admisible

ENKEL

ultra slim premium



Paño Fijo

f Instagram AluwindSA

📍 Av. Japón 550 - Córdoba, Argentina


aluwind.com.ar

ALU WIND
Aluminio Extruido

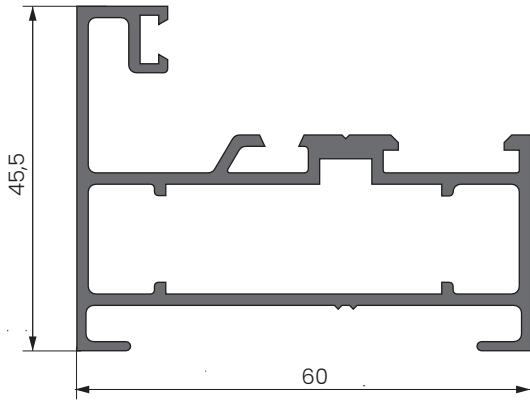
DISEÑOS
EXCLUSIVOS



| CÓDIGO | DESCRIPCIÓN | PESO Kg/m | FORMA | L. Std. |
|---------|---|-----------|-------|---------|
| AW 523 | Marco ventana de rebatir coplanar | 0,995 | | 6,2 |
| AW 524 | Marco paño fijo y ventana de rebatir escalonado | 1,034 | | 6,2 |
| AW 522 | Travesaño Paño fijo | 1,798 | | 6,2 |
| AW 513 | Tapa junta curvo | 0,24 | | 6,2 |
| AW 514 | Tapa junta recto | 0,28 | | 6,2 |
| AW 536 | Acople reforzado | 0,791 | | 6,2 |
| AW 603 | Acople doble | 1,468 | | 6,2 |
| AW 544 | Contra vidrio recto a 45° de 22mm | 0,192 | | 6,2 |
| AW 552 | Contra vidrio recto a 45° de 15 mm | 0,170 | | 6,2 |
| AW 553 | Contra vidrio recto a 45° de 4 mm | 0,141 | | 6,2 |
| AW 6111 | Mosquitero fijo | 0,135 | | 6,2 |
| AW 515 | Premarco 50 mm | 0,52 | | 6,2 |

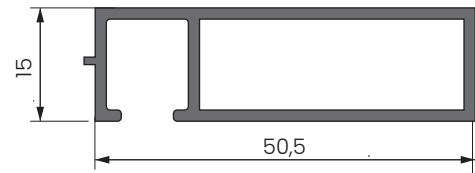


PERFILES DE PAÑO FIJO



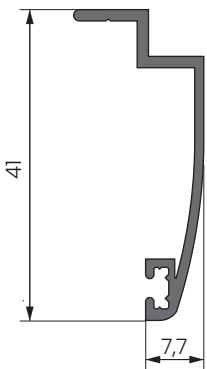
AW 524

Marco paño fijo/ rebatir
1,034 Kg/m



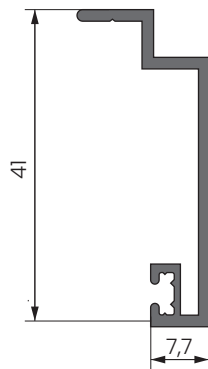
AW 515

Premarco 50mm
0,523 Kg/m



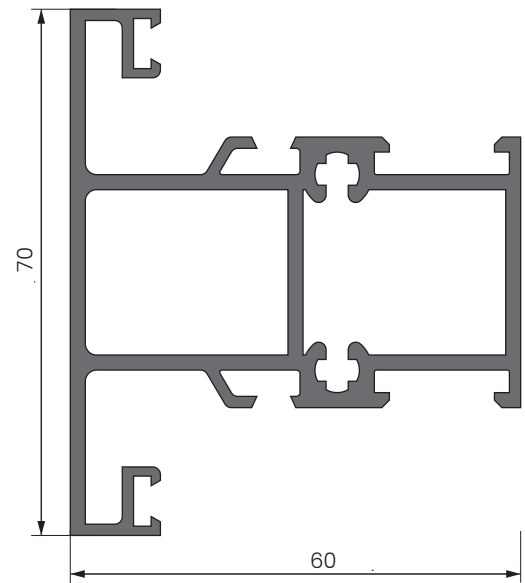
AW 513

Tapajuntas curvo
0,240 Kg/m



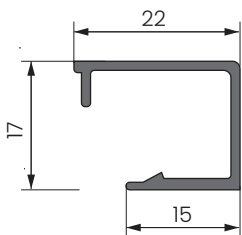
AW 514

Tapajuntas recto
0,280 Kg/m



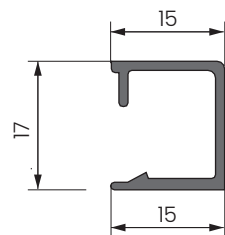
AW 522

Travesaño paño fijo
1,790 Kg/m



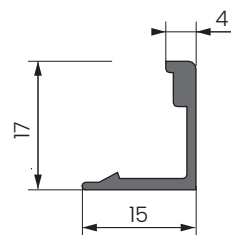
AW 544

Contravidrio de 22mm
0,192 Kg/m



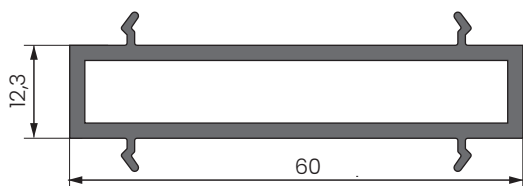
AW 552

Contravidrio de 15mm
0,170 Kg/m



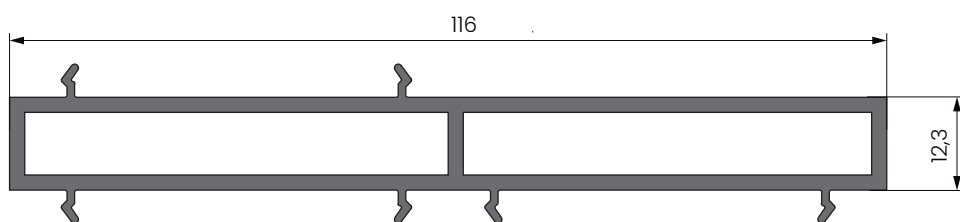
AW 553

Contravidrio de 4mm
0,141 Kg/m



AW 536

Acople reforzado
0,791 Kg/m

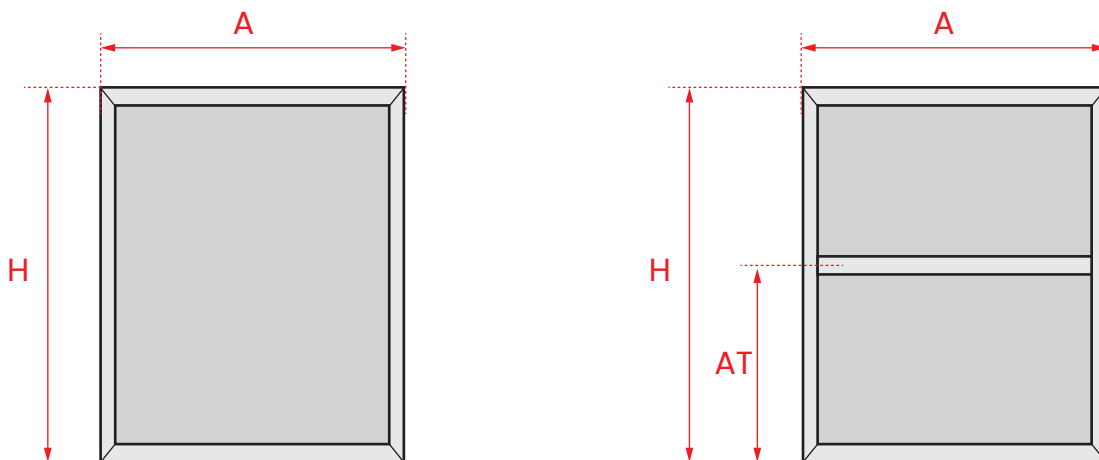


AW 603

Acople doble
1,468 Kg/m



DESCUENTOS



| CANT. | PERFIL | MEDIDA | DESCRIPCIÓN | CORTE |
|-------|---------|--------|------------------------------------|-----------|
| 2 | AW-515 | A+36 | Premarco dintel y zocalo | 45° - 45° |
| 2 | AW-515 | H+33 | Premarco jambas | 45° - 45° |
| 2 | AW-514 | A+70 | Dintel y zòcalo tapajuntas recto | 45° - 45° |
| 2 | AW-514 | H+70 | Jambas tapajuntas recto | 45° - 45° |
| 4 | AW-524 | A y H | Marco acoplar | 45° - 45° |
| 2 | AW-544 | A-57 | Dintel y zòcalo contravidrio a 45° | 45° - 45° |
| 2 | AW-544 | H-57 | Jambas de contravidrio a 45° | 45° - 45° |
| 2 | AW-6225 | A-57 | Dintel y zòcalo contravidrio a 90° | 90° - 90° |
| 2 | AW-6225 | H-91 | Jambas de contravidrio a 90° | 90° - 90° |
| 1 | AW-522 | H-57 | Travesaño vertical | 90° - 90° |
| 1 | AW-522 | A-57 | Travesaño horizontal | 90° - 90° |

Descuentos de contravidrios paño fijo con travesaño AW 522 *AT = altura al eje del travesaño

| | | | | |
|---|---------|----------|-----------------------------------|-----------|
| 2 | AW-6225 | AT-80 | Contravidrio 90° en altura: | 90° - 90° |
| 2 | AW-6225 | H-AT -80 | Jambas contravidrio a 90 | 90° - 90° |
| 2 | AW-544 | AT-46 | Dintel y zocalo contravidrio a 45 | 45° - 45° |
| 2 | AW-544 | H-AT -46 | Jambas contravidrio a 45 | 45° - 45° |

DESCUENTOS EN VIDRIOS

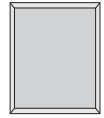
| CANT. | TIPO | ANCHO | ALTO | DESCRIPCIÓN |
|-------|--------|-------|------|--|
| | DVH/VS | A -69 | H-69 | DOBLE VIDRIADO HERMÉTICO/VIDRIO SIMPLE |

Descuentos de vidrios- Paño fijo con travesaño aw 522 *AT = altura al eje del travesaño

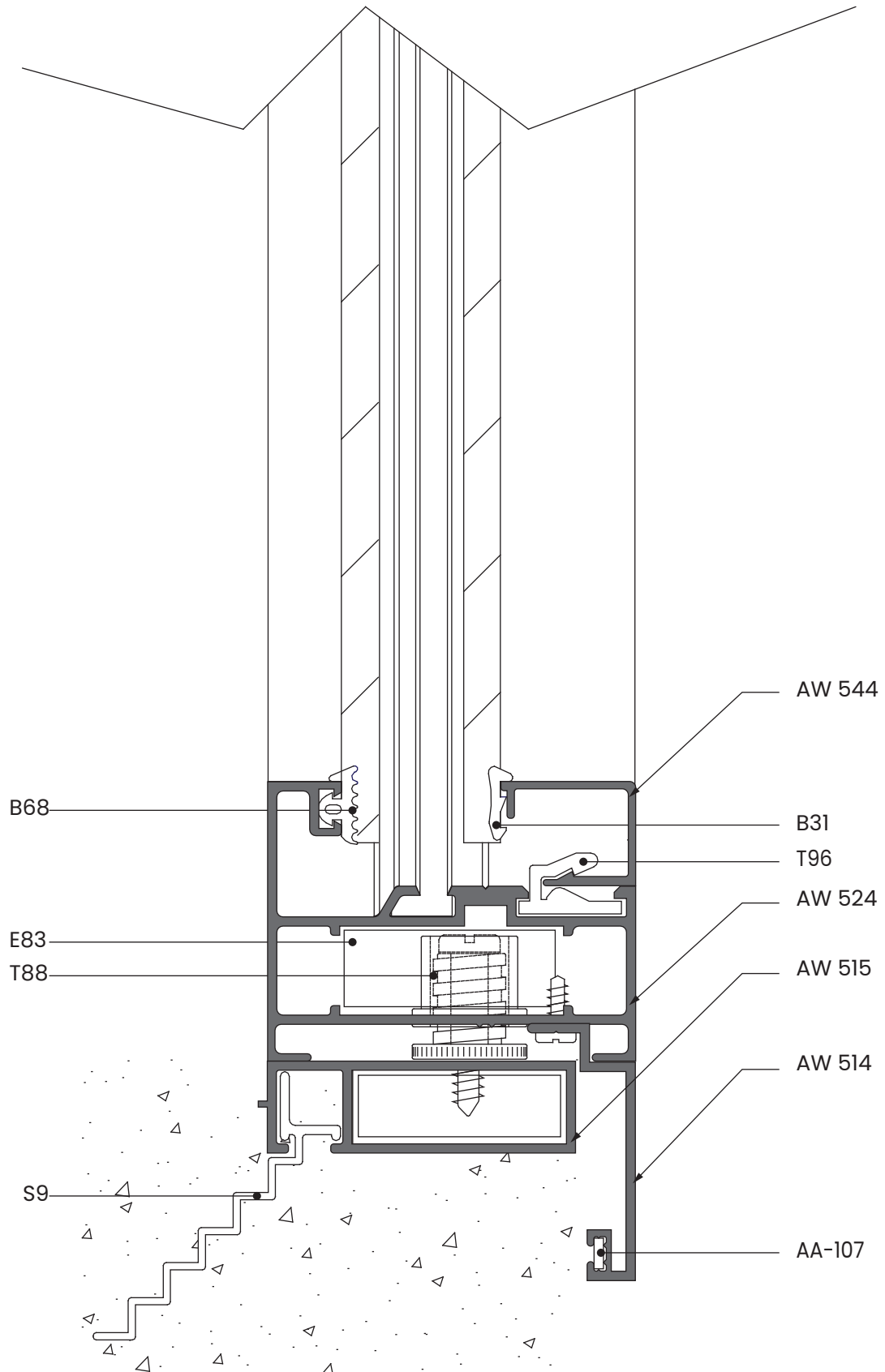
| | | | | |
|---|--------|----------|------|---------------------------|
| 1 | VS/DVH | AT -58 | H-69 | ALTURA DE VIDRIO INFERIOR |
| 1 | VS/DVH | H-AT -58 | H-69 | ALTURA DE VIDRIO SUPERIOR |

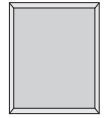


| DESCRIPCIÓN | IMAGEN | CODIGO | CANT. POR ABERTURA | MARCA |
|--------------------------------------|--------|-----------------|--------------------|-------------|
| ESCUADRA DE PREMARCOS | | E78 | 4 | MONPAT |
| ESCUADRA DE ALINRACION DE TAPAJUNTAS | | AA-107 | 4 | MONPAT |
| ESCUADRA DE MARCOS | | AA-003 / E-83 | 4 | TANIT |
| TACO REGULADOR | | T-88 | - | FRIUL TRADE |
| CLIP PARA CONTAVIDRIO | | T-96 | 5 x M DE HOJA | GIESSE |
| BURLETE CUÑA | | B29 / B30 / B31 | - | LIGOM |
| BURLETE EXTERIOR PARA VIDRIO | | B68 | - | MONPAT |
| CLAPETA BOTA AGUA | | T-69 | 2 por metro | TANIT |

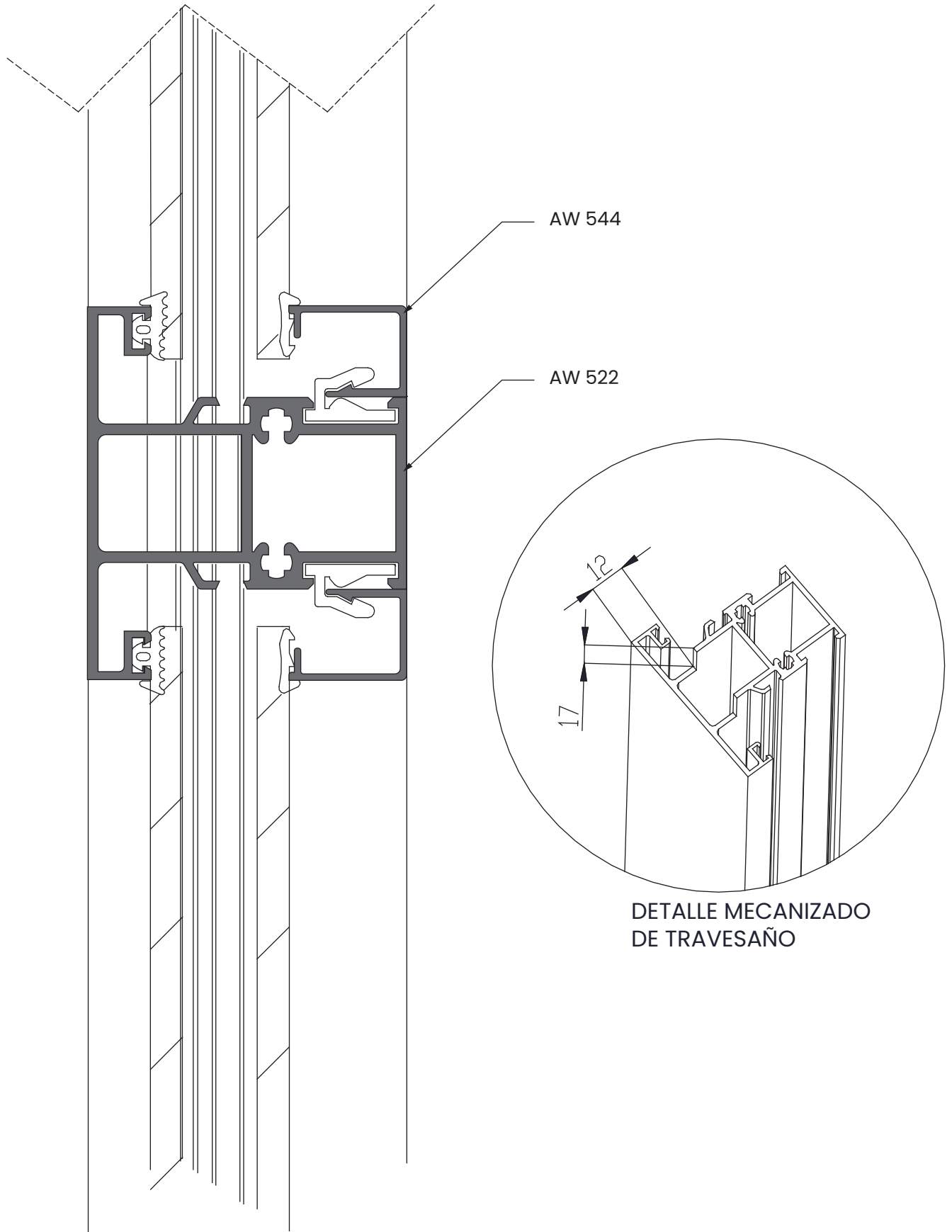



DETALLE JAMBAS



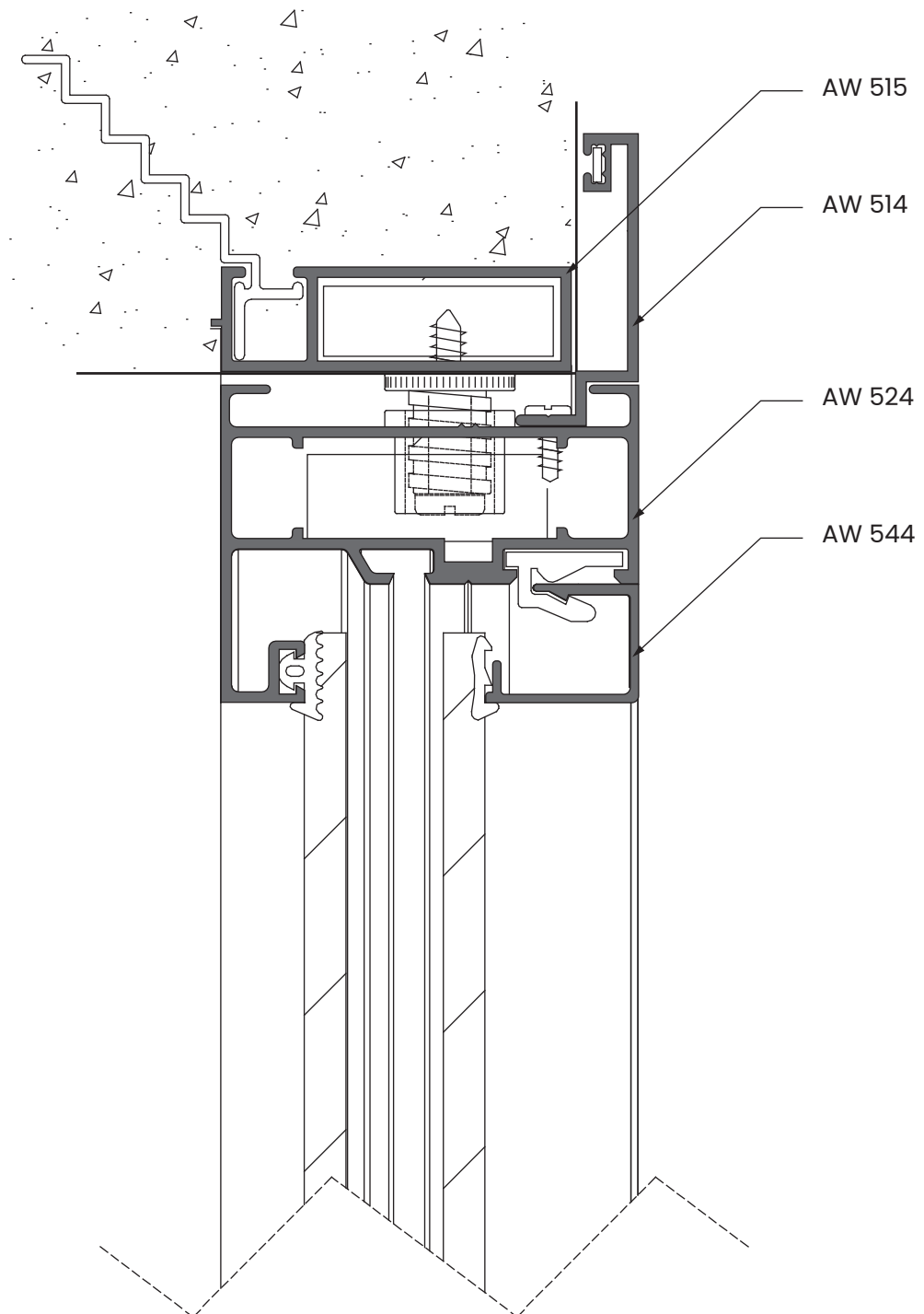



DETALLE TRAVESAÑO



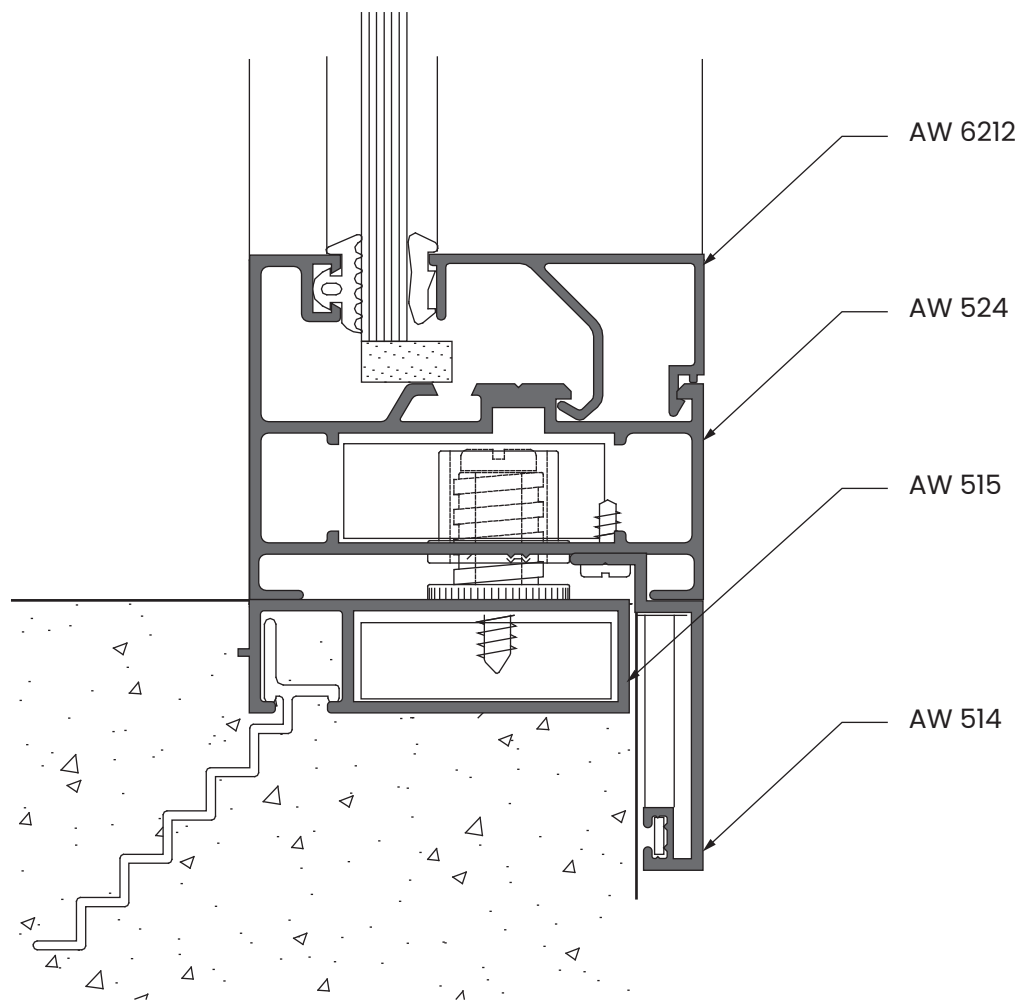


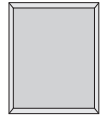
DETALLE DINTEL



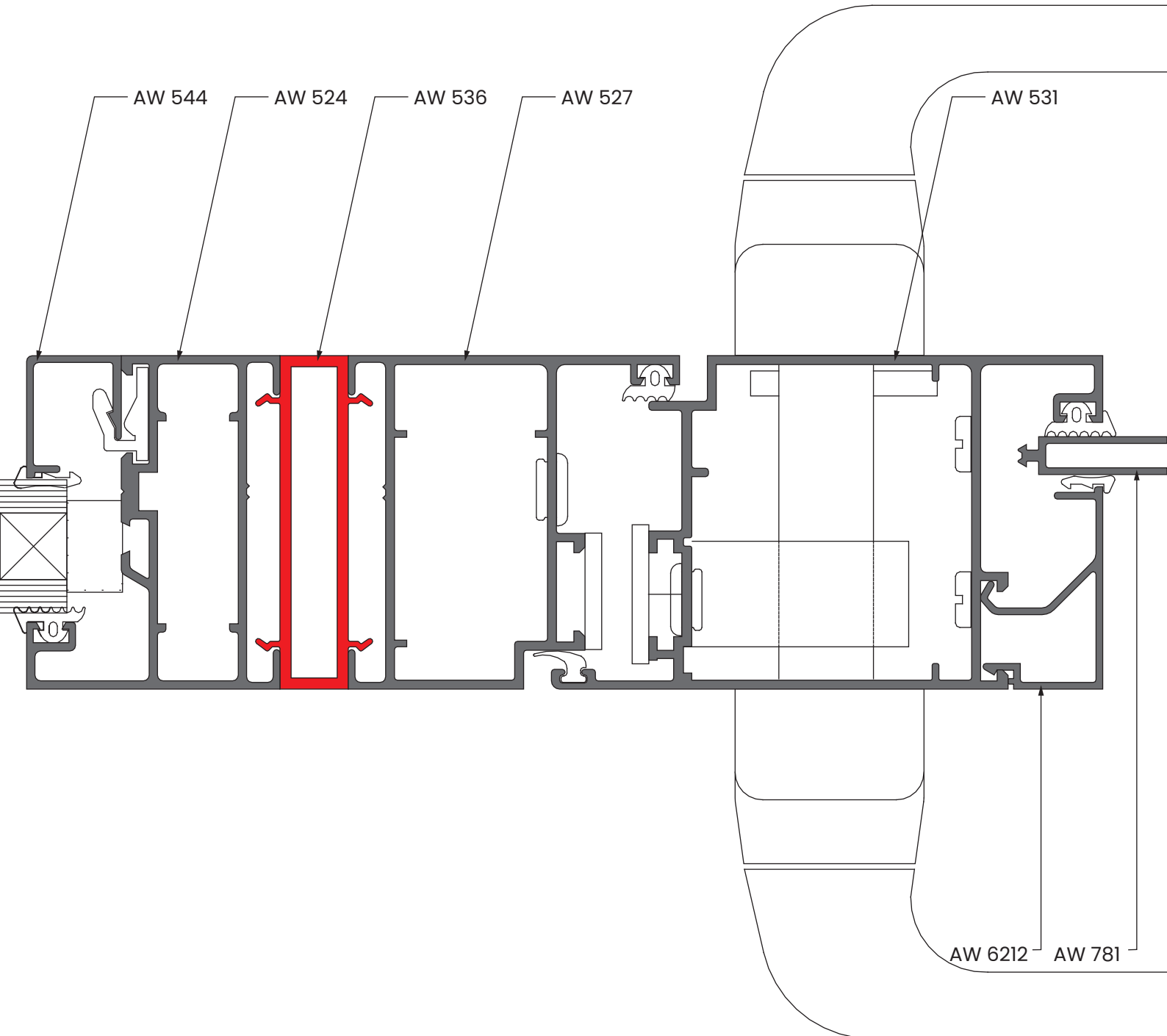


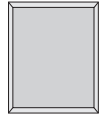
DETALLE DINTEL Y ZOCALO VIDRIO SIMPLE





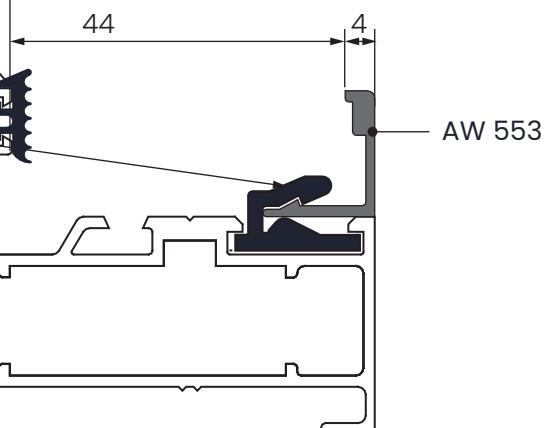
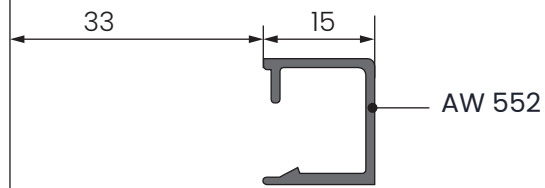
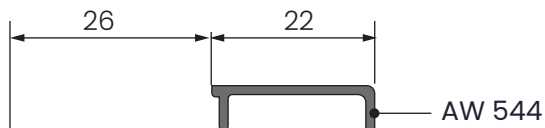
DETALLE UNION PAÑO FIJO CON ACOPLE REFORZADO A PUERTA





DETALLE CONTRAVIDRIOS

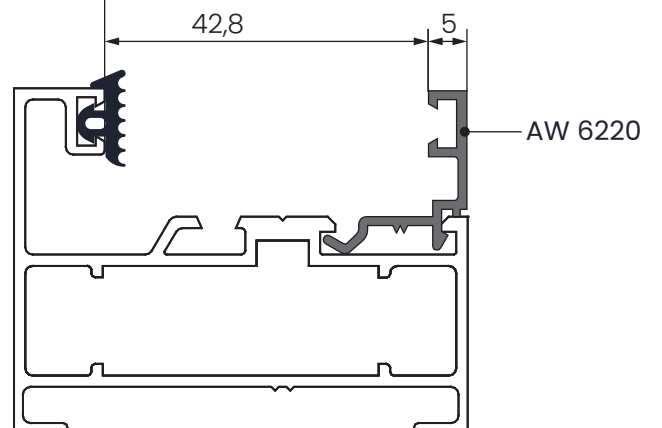
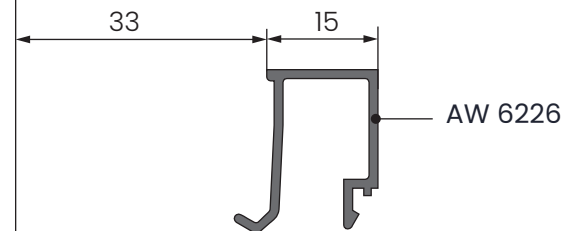
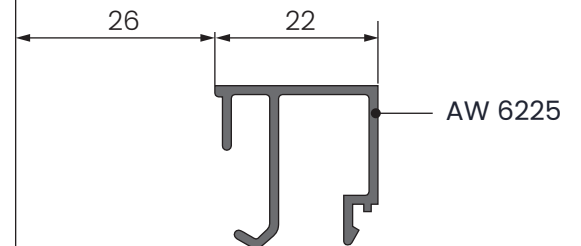
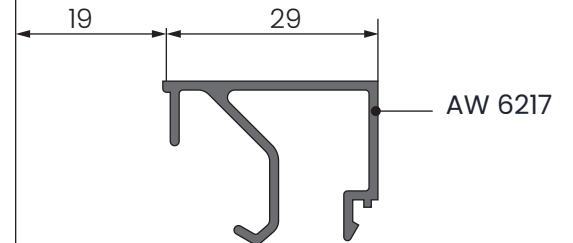
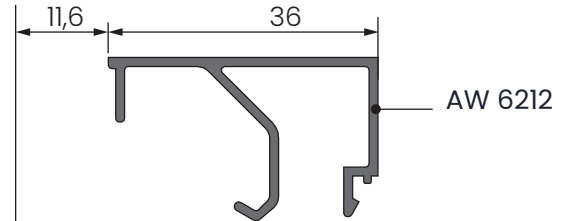
CONTRAVIDRIOS CORTE A 45°



B68
Burlete exterior
para vidrio

T96 CLIP
(se coloca a
40mm de
cada esquina
y a una
distancia
maxima de
200mm entre
cada clip)

CONTRAVIDRIOS CORTE A 90°






 Av. Japón 550 - Córdoba, Argentina - CP 5019

 comercial2.aluwind@gmail.com

 (0351) 499 5597 / 499 8915

 +54 9 351 695 7920

 www.aluwind.com.ar

  /AluwindSA